


M.V. RABY CASTLE. MIDSHIP SECTION.

SCALE 1/2" = 1 FOOT.

YARD N° 290.

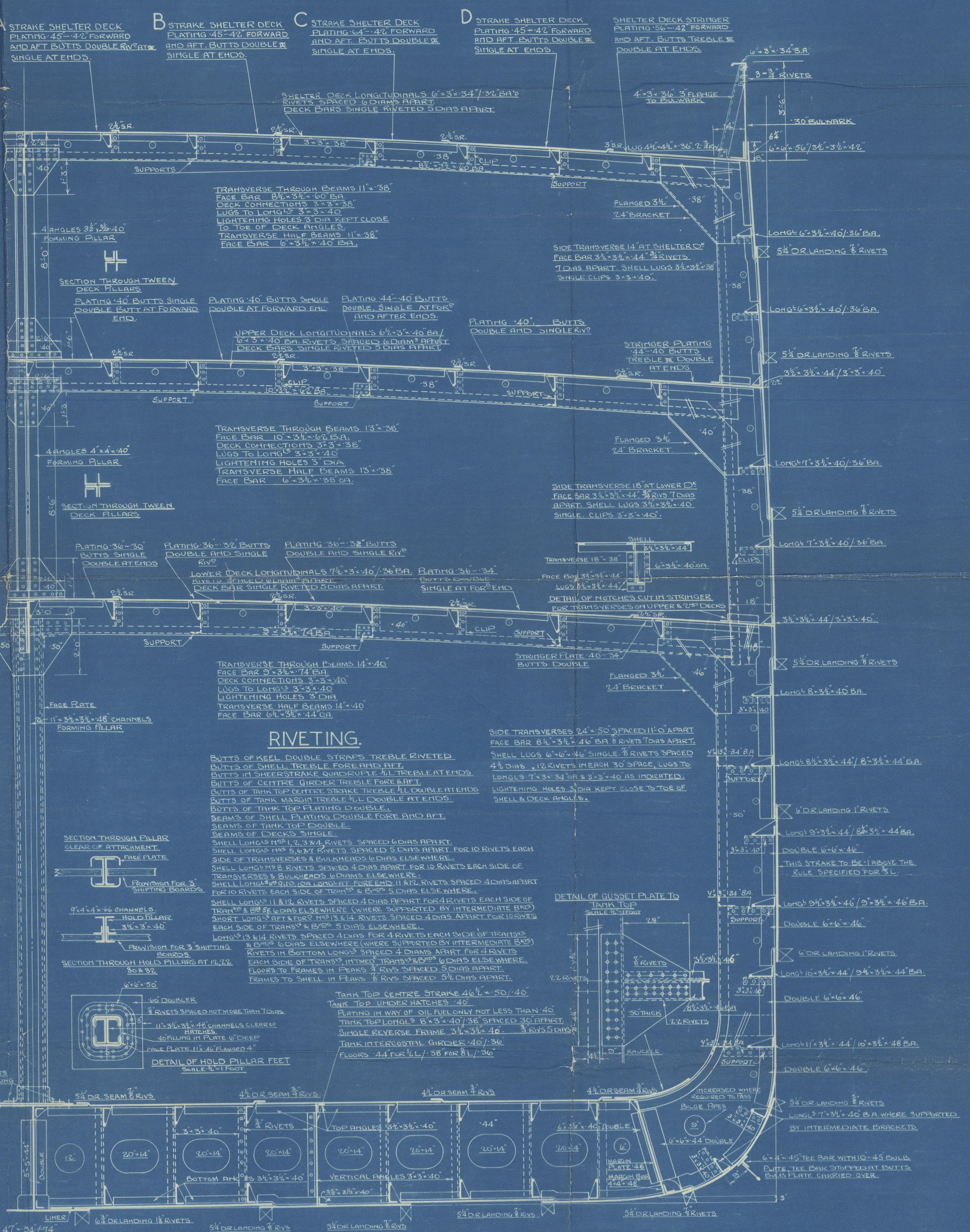
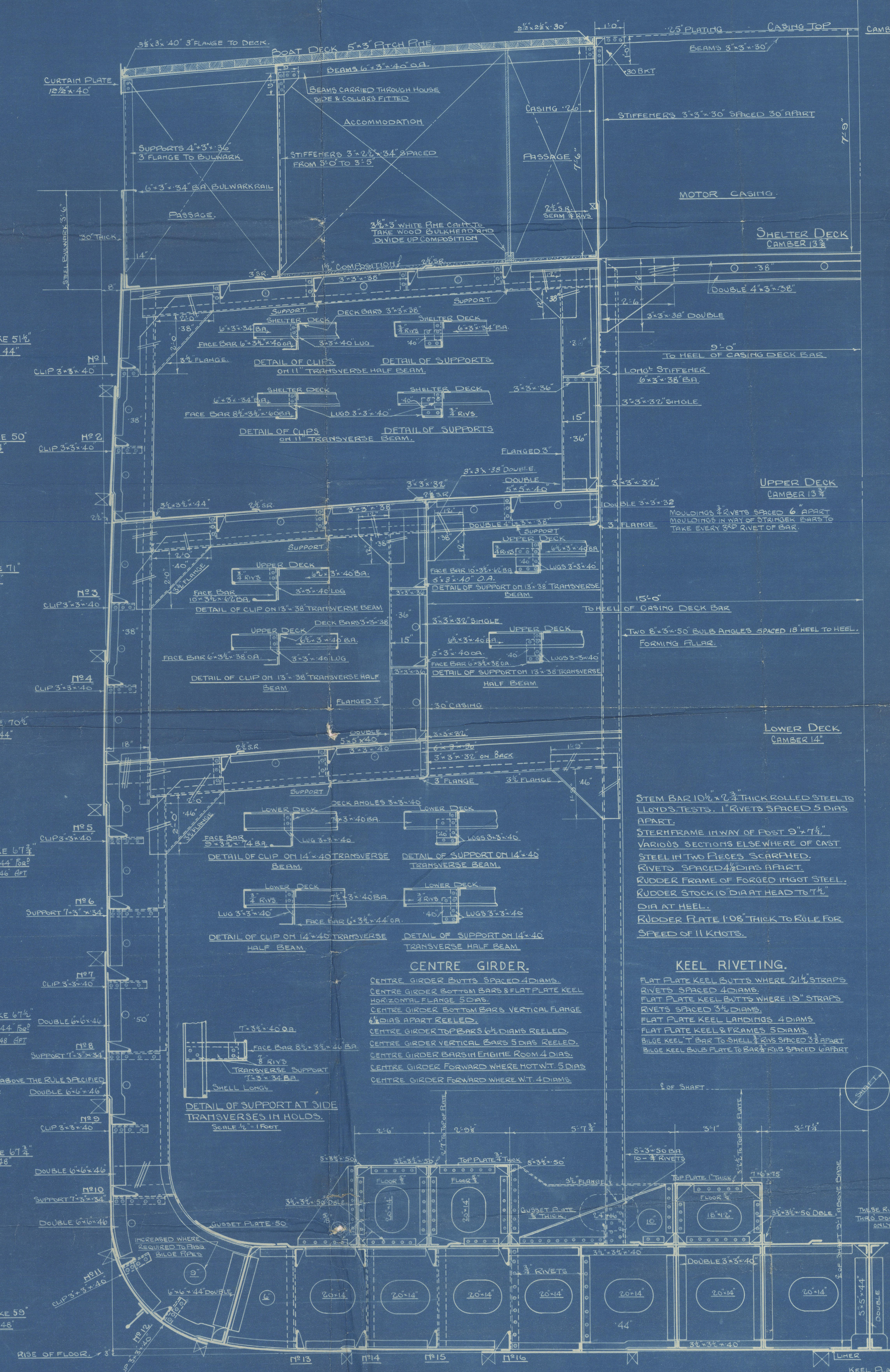


EQUIPMENT N° 34800-37100.

PARTICULARS.

TWO POWER ANCHORS 63½ CWTs STOCKLESS.
ONE POWER ANCHOR 54½ CWTs STOCKLESS.
ONE STREAM ANCHOR 17½ CWTs EX STOCK.
270 FATHOMS 7/8" STOD LINK CHAIN CABLE.
90 FATHOMS 4/8" STREAM WIRE.
120 FATHOMS 5" G.F.S.W. TOWLINE.
2-30 FATHOMS 8" MANILLA HAWSER.
2-30 FATHOMS 7" MANILLA HAWSER.

LENGTH BETWEEN PERPENDICULARS 400'-0".
BREADTH MOULDED 52'-3".
DEPTH MOULDED TO SHELTER DECK 37'-0".
DEPTH MOULDED TO UPPER DECK 29'-0".
B+D = 89'-2½" L(B+D) = 36,700. L+B+D = 779,300.
BUILT ON THE ISHERWOOD SYSTEM OF LONGITUDINAL FRAMING
CLASSIFIED 100A1 AT LLOYDS.



Midship Section
(as built)


~~NB~~ "Raby Castle" now "Stanhall"

Dun 8521

'A M I' ✱

v/n

'HISAKAWA MARU'



© 2020

002808-002815-0090

Lloyd's Register
Foundation