

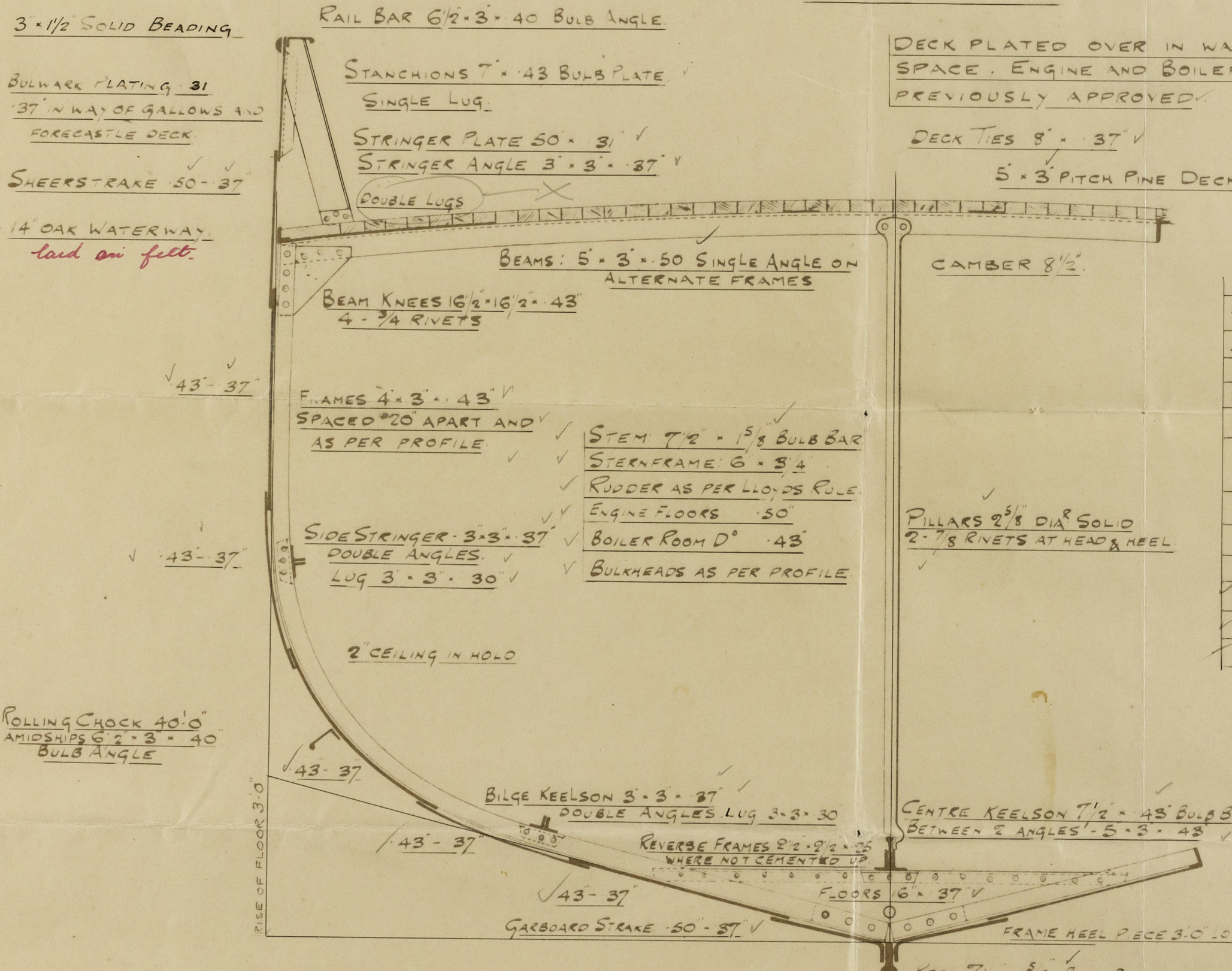
-MIDSHIP SECTION-

STEEL SCREW TRAWLER

-N° 674-

-DIM^{NS} 135'0" B.P. x 23'6" EXT. x 13'0" MOULDED -
-TO CLASS 100A1 AT LLOYDS -
-SCALE 1" = 1 FOOT. -

PLAN No. 6444
FOR ENCLOSURE TO
Transit Log do Surveyors
Hall. FROM
COCHRANE & SONS, LTD.
SHIPBUILDERS, SELBY.
DATE 24.3.16. *(Signature)*



NUMERALS	
TRANSVERSE	23.37 - 13.0 = 36.37
LONGITUDINAL	135.0 x 36.37 = 4909.95
DEPTHS TO LENGTH	10.38
BREADTHS TO LENGTH	5.77
DEPTH OF FLOOR TO DECK @ SIDE	11.67

EQUIPMENT	
1 ST BOWER ANCHOR	7 1/2 CWTs STOCKLESS
2 ND " "	" "
KEEDGE ANCHOR	3 CWTs EX STOCK
120 FATHOMS	1 1/2" STUD LINK CABLE
60 FATHOMS	6" HAWSEER
60 D°	5" WARP

-RIVETING-


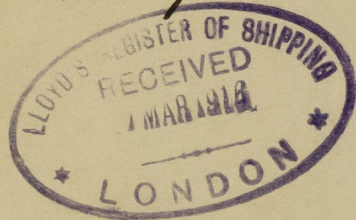
BUTTS OF SHELL PLATING LAPPED AND
DOUBLE RIVETED EXCEPT GARBOARD
AND SHEER STRAKE WHICH ARE TO BE
STRAPPED SHELL SEAMS DOUBLE RIVETED
BULWARK SEAM SINGLE RIVETED.
RIVETS IN KEEL, STEM, AND STERNPOST
TO BE 1" DIA SHELL RIVETS 3/4 DIA.

(Signature)
4.3.16.

Middle Section
Calhoun's No 4.

5/10 Kino.

Hull Rpt No 30,006.



© 2020

Lloyd's Register
Foundation