

PROFILE & DECKS

S.S. "JALAKRISHNA"

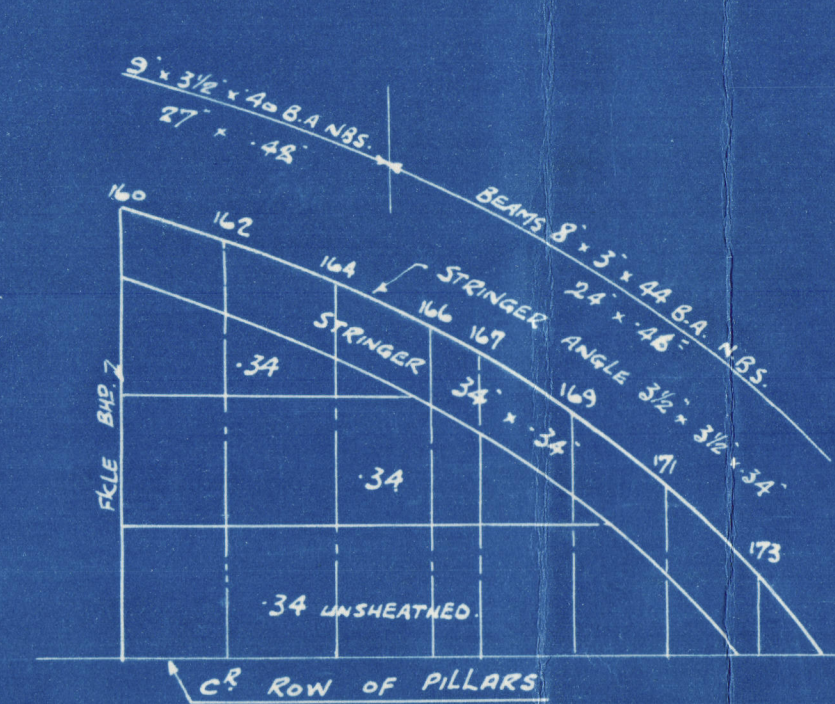
SCALE $\frac{1}{8}" = 1 \text{ FOOT}$.

DIMENSIONS :- 400' 0" B.P. (399' 0" on L.W.L.) x 51' 9" MLD (52' 0" EXT.) x 30' 6" MLD TO UPPER D^K.
TO CLASS 100A1. AT LLOYDS SPECIAL SURVEY

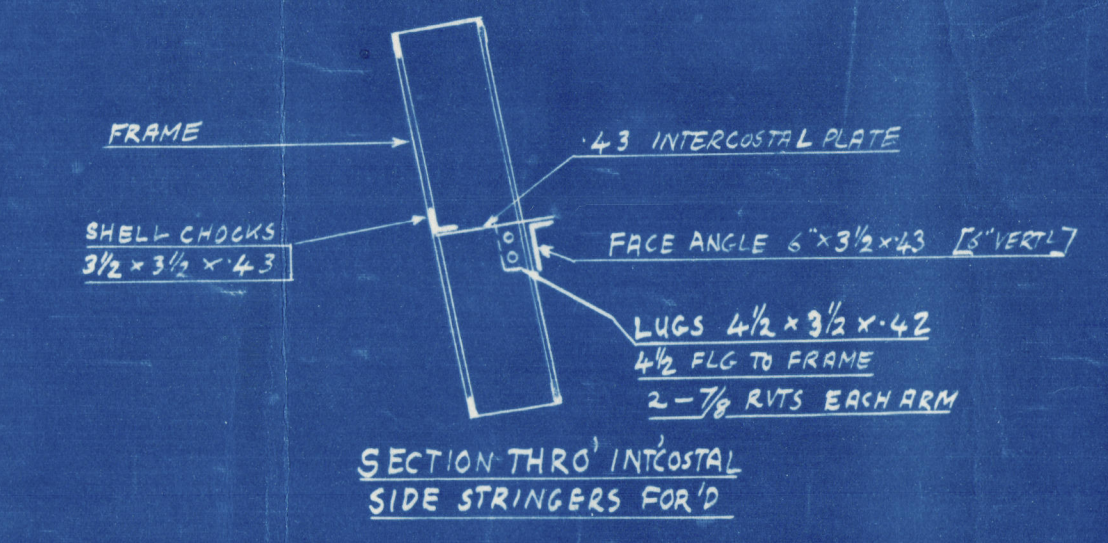
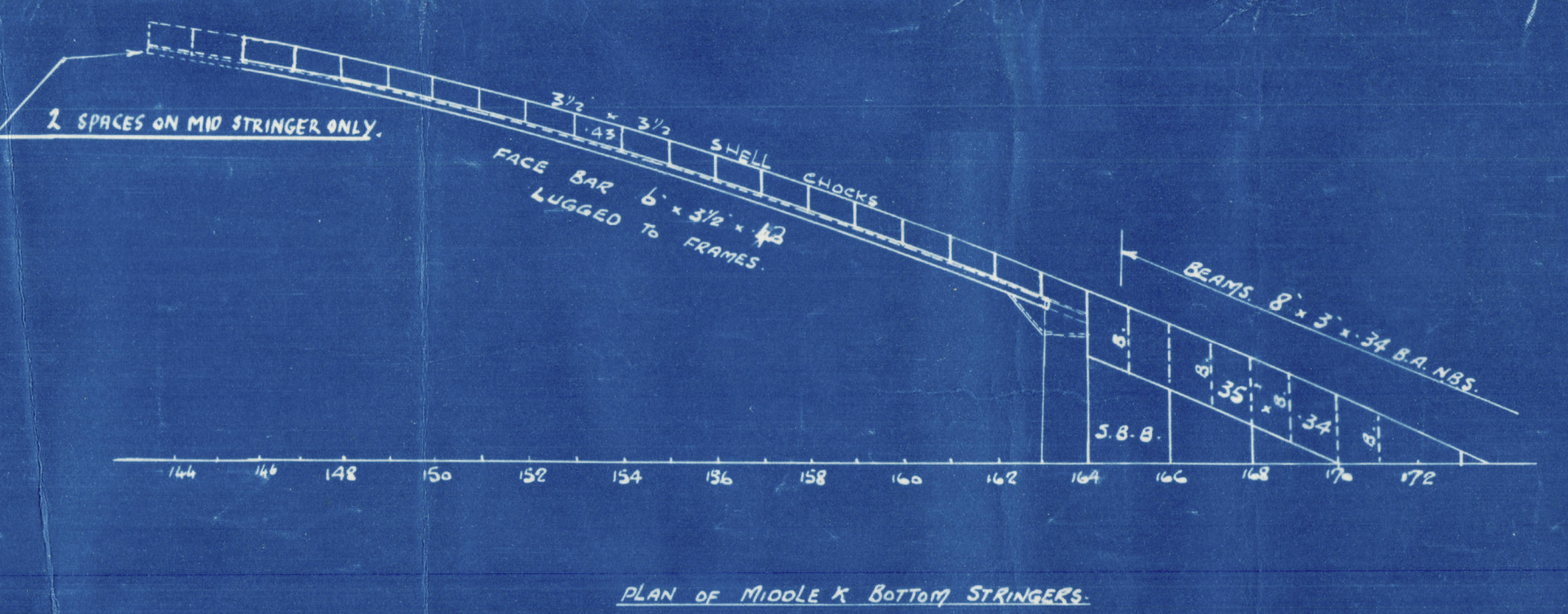
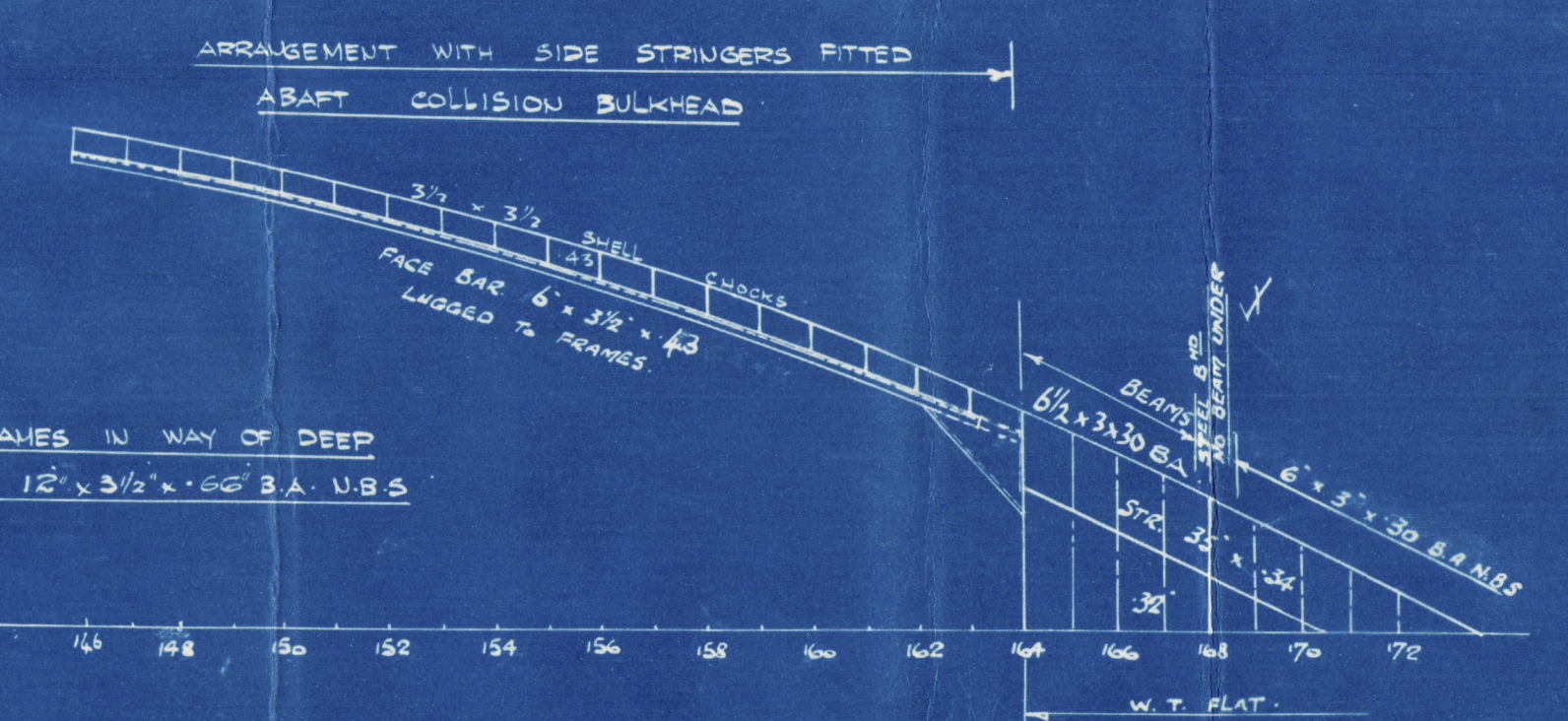
THE SCANTLINGS & DETAIL OF CONSTRUCTION NOTED HEREON ARE
SUBMITTED ON THE UNDERSTANDING THAT THEY ARE THE MINIMUM
WHICH WILL BE ACCEPTED FOR CLASS X IF NOT THEY ARE TO BE
AMENDED, ERRORS & OMISSIONS EXCEPTED.

PLAN OF HATCHES, GIRDERS, SHAFT TUNNEL, W.T. BULKHEADS &
BOTTOM STRENGTHENING FORWARD WILL BE SUBMITTED.

SHEER FORWARD	108"
- $\frac{1}{8}$ LEN. FOR ⁹	80 $\frac{3}{4}$ "
SHEER AFT	54"
- $\frac{1}{8}$ LEN. AFT	30 $\frac{1}{2}$ "
DISPLACEMENT CO. SPR	7575
ROUND OF BEAM	13"



SUITABLE COAMINGS TO BE ARRANGED AT OPENINGS IN BULKHEADS AND FRAMES BELOW SCARVES OR BKT.



(17)

LITHGOWS LTD

No 904

S.S. JALAKRISHNA

PROFILE & DECK PLAN
AS BUILT

GREENOCK 1ST ENTRY

REPORT No 20484



© 2020

Lloyd's Register
Foundation

002754-002761-0140