

JNGEROIS

Tonnage under Upper Deck = $\frac{279 \times 39.92 \times 20.54 \times 78}{100} = 1784.3899$
 POOP = $\frac{24.5 \times 35.25 \times 7 \times 65}{100} = 39.2949$
 BRIDGE = $\frac{66 \times 39.5 \times 7 \times 85}{100} = 155.1165$
 FORECASTLE = $\frac{28.5 \times 33 \times 7 \times 55}{100} = 36.2092$
 119 100.
 279 100.
 2015.0105.

MIDSHIP SECTION.

STEEL SCREW STEAMER.

LENGTH B.P. ----- 279'-0"
 BREADTH MOULDED ----- 39'-11"
 DEPTH MOULDED ----- 20'-6 1/2"
 SCALE 1/2" = 1 FOOT.

TO BRITISH CORPORATION REQUIREMENTS.

EQUIPMENT (No. 2015-01)

2 BOWER ANCHORS STOCKLESS EACH 37 CWT.
 1 ANCHOR 3 1/2 CWT.
 1 STREAM " EX-STOCK 12 "
 1 KEEDGE " " 4 1/4 "
 240 FATHOMS 1 1/4" STUD CHAIN CABLE
 75 " 1 1/4" STREAM CHAIN OR 3/4" STEEL WIRE
 105 " 11" HEMP OR 3/4" STEEL WIRE TOWLINE
 2 AT 90 FATHOMS 6 1/2" HAWSER.
 2 AT 90 FATHOMS 5 1/2" WARPS.

JUN 2 1898
 BRITISH CORPORATION LIMITED
 LONDON
 THE SURVEYOR GENERAL'S OFFICE
 APPROVED
 Sec. 38

POOP DECK BEAMS 12" x 3" x 1/40 B.A. ON ALTERNATE FRAMES.
 UNDER 90% OF MIDSHIP BEAM 6 1/2" x 3" x 1/40 B.A. ON ALTERNATE FRAMES. HALF BEAMS AT HATCHES & E. B. OPENINGS 4 1/2" x 3" x 1/40 ANGLE ON EVERY FRAME.
 POOP DECK STRINGER PLATE 30" x 2 1/2" x 1/40
 BUTTS DOUBLE RIVETED OVERLAPS
 TIE PLATE 11" x 1/40. DECK OF WOOD 5" x 3"
 STRINGER ANGLE 3" x 3" x 1/40

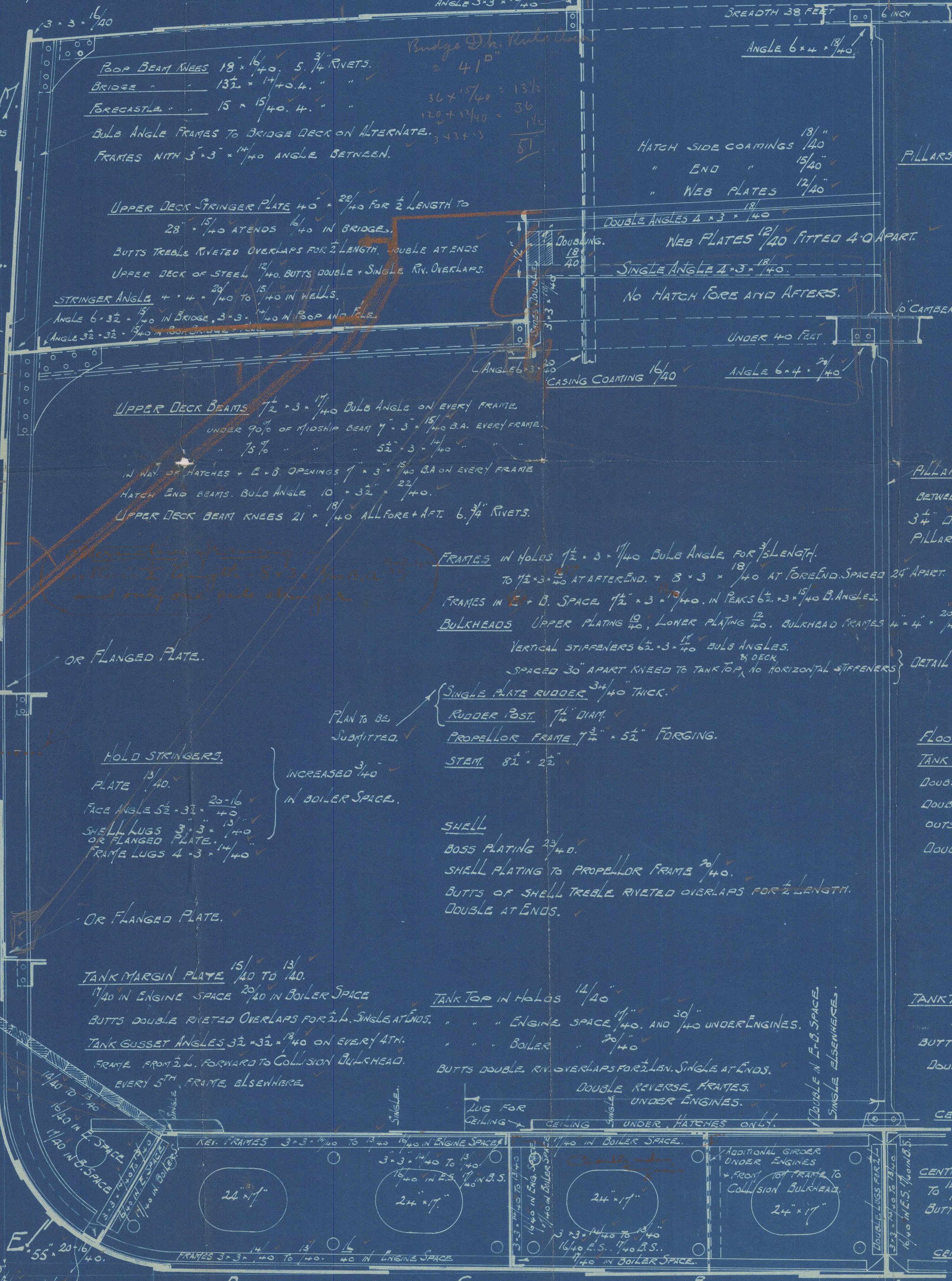
BRIDGE DECK BEAMS 6 1/2" x 3" x 1/40 PLAIN ANGLE ON EVERY FRAME
 BRIDGE DECK STRINGER 36" x 1 1/2" x 1/40
 BUTTS DOUBLE RIVETED OVERLAPS
 DECK OF STEEL 1/40 BUTTS DOUBLE RIVETED OVERLAPS.
 CASING COAMINGS 1 1/4" x 1/40
 ANGLE 3" x 3" x 1/40

FORECASTLE DECK BEAMS 6 1/2" x 3" x 1/40 ANGLE ON EVERY FRAME.
 UNDER 75% OF MIDSHIP BEAM 5" x 3" x 1/40
 BEAMS UNDER WINDLASS 6 1/2" x 3" x 1/40 BULO ANGLE.
 FORECASTLE DECK STRINGER 30" x 2 1/2" x 1/40.
 BUTTS DOUBLE RIVETED OVERLAPS
 DECK OF STEEL 1/40 SHEATHED WITH WOOD.

BRIDGE SIDES 1/40 BUTTS TREBLE RIV. OVERLAPS
 POOP & FORECASTLE SIDES 1/40 DOUBLE RIV. OVERLAPS
 BRIDGE SIDES 1/40 BUTTS TREBLE RIV. OVERLAPS
 POOP & FORECASTLE SIDES 1/40 DOUBLE RIV. OVERLAPS
 BULKHEAD 1/40 BUTTS SINGLE RIV. OVERLAPS.

CARRIED DOWN TO DECK AT BREAKS.
 SHEERSTAKE 39" x 1/40 FOR 1/2 LENGTH TO 1/40 AT ENDS
 INCREASED 1/40 IN WAY OF WELLS.
 IN WAY OF ERECTIONS 1/40 TO 1/40.
 BUTTS QUADRUPLE RIV. TO DOUBLE AT ENDS.
 TREBLE RIVETED IN WAY OF BRIDGE.

53 1/2" x 1/40 FOR 1/2 LENGTH, 1/40 AT ENDS.
 IN WAY OF ERECTIONS 1/40 TO 1/40.



PILLARS 2 1/2" DIA.

CT

236 x 39.92 x 20.54 x 78 = 1450
 150 166
 119 x 39.92 x 7 x 5 = 1616
 150

PILLARS 3 1/2" DIA. ALL FORE & AFT
 BETWEEN DECK & TANK TOP
 3 1/4" DIA. WHERE STEPPED ON TUNNEL TOP
 PILLARS AT HATCHES AS PER PROFILE.

FLOORS IN HOLDS 1 1/4" x 1/40 IN ENGINE SPACE 1/40. IN BOILER SPACE 1/40
 TANK INTERCOSTALS IN HOLDS 1 1/4" x 1/40 IN ENGINE SPACE 1/40 IN BOILER SPACE 1/40
 DOUBLE REVERSE ANGLES ON TOP OF FLOORS UNDER BOILER BEARERS.
 DOUBLE REVERSE ANGLES ON TOP OF FLOORS UNDER ENGINES EXTENDING TO
 OUTSIDE TANK INTERCOSTAL, AND IN WAY OF THRUST BEAT.
 DOUBLE LUGS ON TOP OF TANK INTERCOSTALS UNDER ENGINES AND BOILERS.

TANK TOP CENTRE STRAKE 37" x 1/40 FOR 1/2 LENGTH.
 TO 1/40 AT ENDS 2 1/40 IN BOILER SPACE.
 BUTTS TREBLE RIVETED OVERLAPS FOR 1/2 LENGTH.
 DOUBLE AT ENDS.

CENTRE KEELSON TOP ANGLE 3" x 3" x 1/40 SINGLE.
 DOUBLE IN ENGINE SPACE. 1/40 IN BOILER SPACE.

CENTRE KEELSON 37" x 1/40 FOR 1/2 LENGTH.
 TO 1/40 AT ENDS, 2 1/40 IN BOILER SPACE.
 BUTTS TREBLE RIV. OVERLAPS FOR 1/2. DOUBLE AT ENDS.

CENTRE KEELSON BOTTOM ANGLE SINGLE 4 1/2" x 4 1/2" x 2 1/40
 1/40 IN BOILER SPACE.

FLAT PLATE KEEL 4 1/2" x 3 1/40
 FOR 1/2 LENGTH TO 1/40 AT FORE END.
 BUTTS QUADRUPLE FOR 1/2 LEN. TREBLE AT ENDS.

IRVINE'S
 SHIP BUILDING
 AND
 DRY DOCKS CO LTD
 WEST HARTLEPOOL
 28.5.09

S.S.N. 172

Lloyd's Register
 Foundation

002711-02716-0183


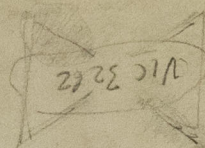
Irvines 172

Midship Section
S.S. Ministro Delbeke

B.C

ANGEROIS

RECORDS DEPT.
LONDON.



© 2020

Lloyd's Register
Foundation

002711-002716-0183

002711-002716-0183