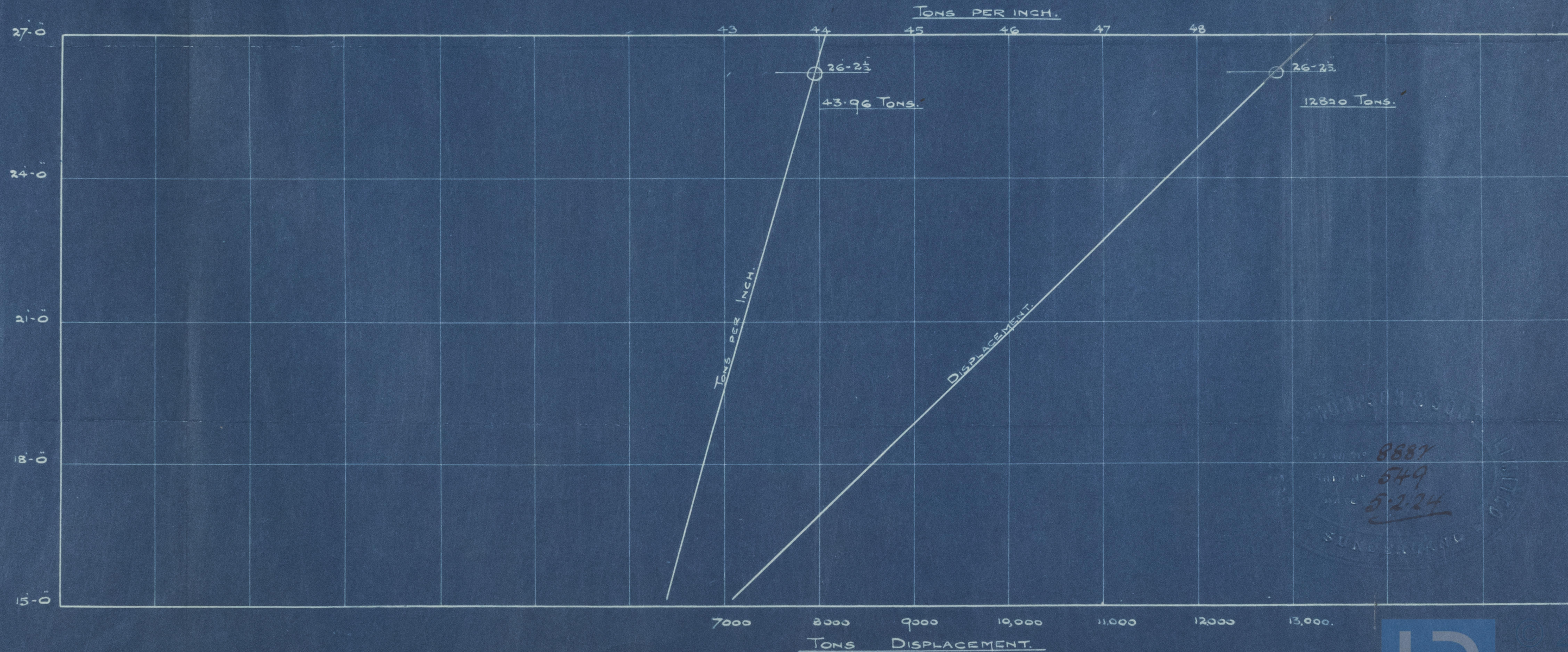



S. S. N<sup>o</sup> 549.

DISPLACEMENT CURVE FOR FREEBOARD PARTICULARS.

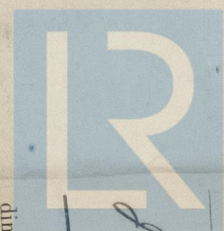


© 2020  
Lloyd's Register  
Foundation

Do all the Frames extend to the top height in the Poop? Single frames Raised Quarter Deck? ☒  
To what height do the Reverse Frames extend? Single frames Bridge House? Single frames Forecastle? Single frames



SONDERLAND  
Messrs J L Thompson & Sons  
Nº 6450 N  
Displacement Two Per Deck Lines



© 2020 Lloyd's Register Foundation  
PARTIAL TOP G  
Plan  
Register dimensions  
Ship's Register  
Length  
Loadline  
CORRECT DIMENSION  
Co-eff  
Any  
l. 9.  
2m. 12.20.  
LEBOARD