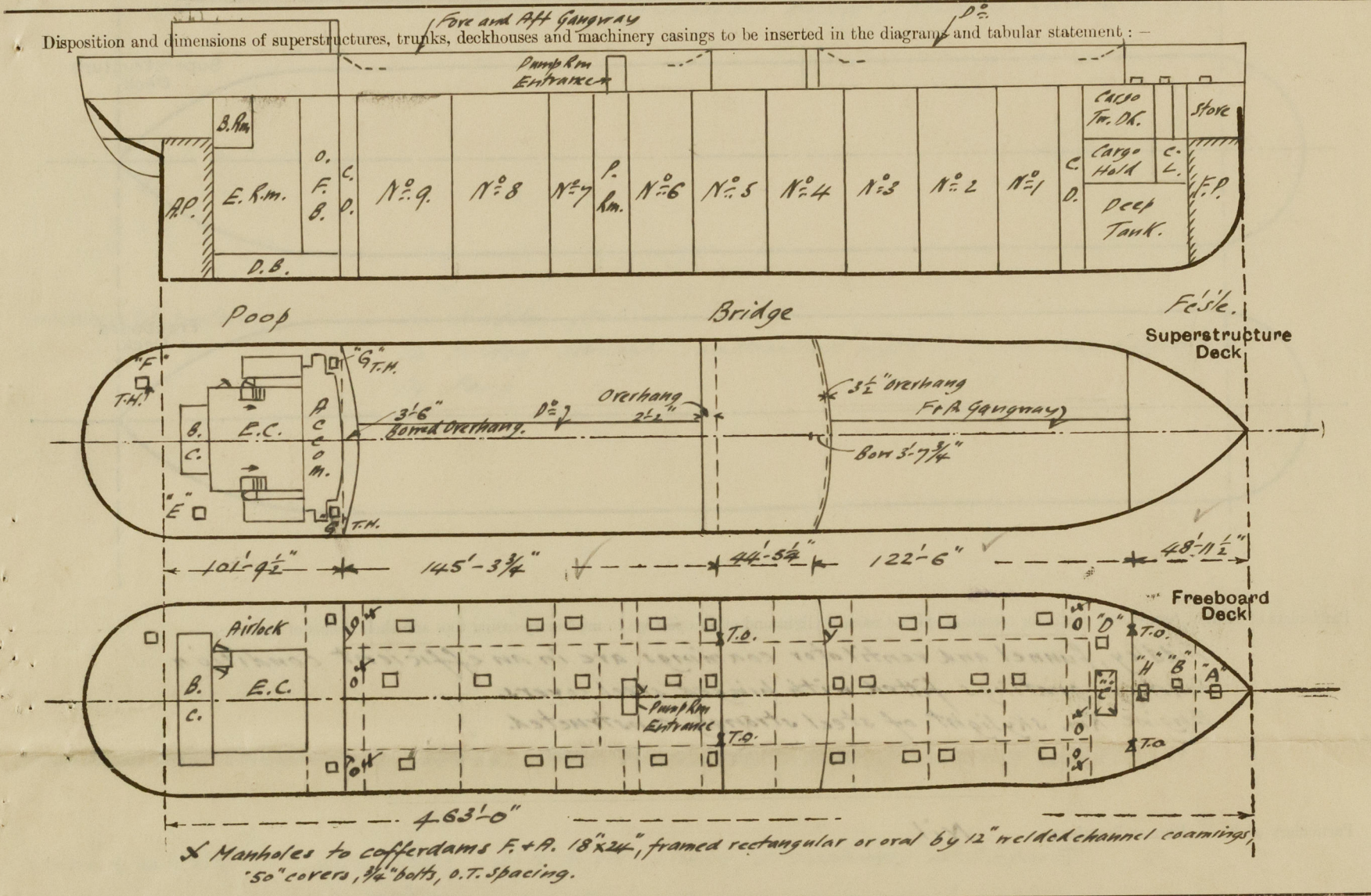


Lloyd's Register of Shipping.
SURVEYS FOR FREEBOARD.
(CONDITIONS OF ASSIGNMENT.)

Index No. 37026
(For London Office only).
16 OCT 1942
Hd 4799.


Ship's Name "BRITISH PROMISE" Port of Survey Liverpool
Official Number 168331 Surveyor's Signature A.S. Jackson
Nationality and Port of Registry British London Date of Survey During construction.



Particulars of Superstructures, Trunks, Casings, Deckhouses.								
	Coaming	Plating	Stiffeners	Spacing	End Attachments of Stiffeners	Size of Openings	Height of Sills	Height of Casings
Poop Bulkhead	44"	44"	10 x 3 1/2 x 40 B.A.	2'-1" - 2'-4"	Lugs top & bottom	2 @ 5'-0" x 2'-6"	18"	8'-0"
Raised Quarter Deck Bulkhead ...	✓	✓	✓	✓	✓	✓	✓	✓
Bridge, After Bulkhead	32"	32"	4 1/2 x 3 x 36 B.A.	2'-1" - 2'-11"	nil	2 @ 3'-1" x 4'-1" 1 @ 2'-5" x 4'-3"	18"	8'-0"
Bridge, Forward Bulkhead	44"	44"	10 x 3 1/2 x 40 B.A.	2'-3" - 2'-6 1/2"	Lugs top & bottom or welded	1 @ 5'-0" x 3'-0"	18"	8'-0"
Forecastle Bulkhead	30"	30"	4 x 3 x 32 B.A.	2'-3" - 2'-4 1/2"	nil	2 @ 3'-1" x 4'-1"	18"	8'-0"
Trunk, Aft	✓	✓	✓	✓	✓	✓	✓	✓
Trunk, Forward	✓	✓	✓	✓	✓	✓	✓	✓
Exposed Machinery Casings on Freeboard or Raised Quarter Decks ...	✓	✓	✓	✓	✓	✓	✓	✓
Exposed Machinery Casings on Superstructure Decks	30"	30"	3 x 5 x 32"	30"	carried up and down full depth of casing.	3'-3" x 2'-0" P side only	18"	8'-0"
Machinery Casings within Superstructures not fitted with Class I Closing Appliances	✓	✓	✓	✓	✓	✓	✓	✓
Deckhouses on Flush Deck Ships ...	✓	✓	✓	✓	✓	✓	✓	✓
Particulars of Closing Appliances (state if capable of being manipulated from both sides).								
Poop Bulkhead	W.T. Doors, capable of being manipulated from both sides. ✓							
Raised Quarter Deck Bulkhead ...	✓							
Bridge, After Bulkhead	Closing plates to tonnage openings, hooked bolts spaced not more than 13" centres. W.T. Door capable of being manipulated from both sides. ✓							
Bridge, Forward Bulkhead	W.T. Door, port side, capable of being manipulated from both sides. ✓							
Forecastle Bulkhead	Closing plates to tonnage openings, hooked bolts spaced not more than 13" centres. ✓							
Exposed Machinery Casings on Freeboard or Raised Quarter Decks ...	✓							
Exposed Machinery Casings on Superstructure Decks	Gastight door, capable of being manipulated from both sides. ✓							
Machinery Casings within Superstructures not fitted with Class I Closing Appliances	✓							
Deckhouses on Flush Deck Ships ...	✓							

PARTICULARS OF PROTECTION TO OPENINGS, ETC.

The following diagrams should be used to indicate the positions of cargo and coaling hatchways, gangway, cargo and coaling ports, ventilators, companionways, etc., which would affect the seaworthiness of the ship:—



Particulars of fiddle, funnel and ventilator coamings, engine room skylight and other openings in machinery casing tops and their means of closing:—

Fiddle, funnel and ventilator coamings are in an efficient condition. Fiddle gratings fitted with hinged steel covers. Engine Rm. skylight of steel strongly constructed.

Particulars of Flush Bunker Scuttles:— *Nil*

Particulars of Companionways:— *1 P.O. in engine casing on poop dk. leading to accommodation in poop space, of steel construction, closed by wood doors 5'-8" x 2'-3 1/4", with 18" sill. Doors capable of being manipulated from both sides.*

Particulars of Ventilators in exposed positions on freeboard and superstructure decks:—

N ^o	Position	Size	Ht. & Tm.	Space
1	Fiddle DK	8" 36" x 30"		For ^d Store
1	"	10" 36" x 32"		" Hold gastight
2	"	10" 36" x 32"		" Tm. DK "
2	Upper DK	10" 36" x 32"		" Hold + Pump Rm. "
1	Poop DK	8" 30" x 30"		After Store.

Ventilators closed by wood plugs and canvas covers.

Particulars of Air Pipes in exposed positions on freeboard, raised quarter, or superstructure decks:— ** Stayed to F.R. Gangway. X Stayed to Poop Front.*

N ^o	Position	Diam.	Ht.	Compartment	N ^o	Position	Diam.	Ht.	Compartment
16N	Fiddle DK	4"	36"	Air Filling to F.P.	24N	Poop DK	4"	36"	O.F. D.B. Tank in E.Rm.
24N	"	4"	36"	Deep Tank For ^d	14N	"	2"	"	Bearing O.T. S. in Main DK
* 27N	Upper DK	3"	36" x 57"	Cofferdam For ^d	49N	"	2"	"	Cofferdam in E.Rm.
* 24N	"	3"	6'-10"	"	49N	"	2 1/2"	"	F.W. Storage Tanks Main DK 2nd
24N	Poop	4"	36"	O.F. Bunker	29N	"	3"	"	A.P. Tank A & F
14N	"	2 1/2"	36"	Lub. O.T. Port.	19N	"	2"	"	Stern Compt.
29N	"	3"	36"	Feed Water Tank in E.Rm.	14N	"	"	"	Wiregauge fitted. G.N. closed by wood plugs.

Particulars of Gangway Cargo and Coaling Ports:— *Nil*

Particulars of Scuppers and Sanitary Discharge Pipes:— *4" x 4" scuppers Pcs in forward and after wells cut in deck stringer angle and sheerstrake. Sanitary discharges in poop and scuppers in poop and fiddle fitted with G.H. storm valves at ship's sides. No sanitary discharges below freeboard deck in bridge.*

Particulars of Side Scuttles:—

*In Fiddle Nil
In Bridge strongly constructed with hinged deadlights.
In Poop " " " " "*

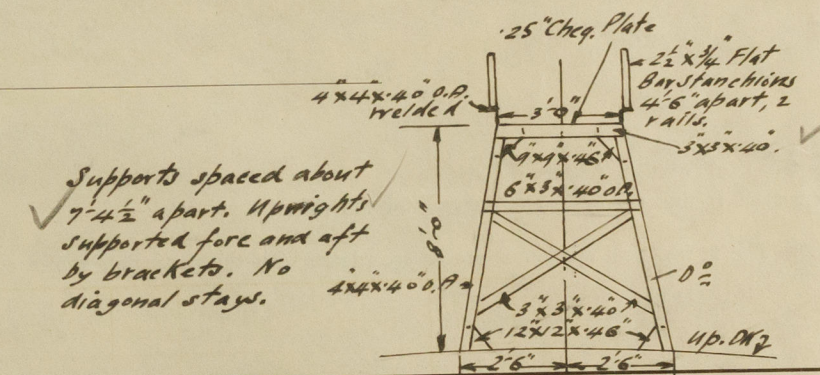
Vertical distance of Sill of lowest Side Scuttle above top of keel *All side scuttles above freeboard deck.*

Particulars of Guard Rails:—

*On Fiddle, 3' 4" high, 3 rails, stanchions 4'-5" apart.
" Bridge, " " " " " 4'-10" - 5'-0" apart.
" Poop, " " " " " 4'-2" " "*

Particulars of Gangways, Lifelines, etc.:—

Gangway fore and aft in both wells.



Supports spaced about 7'-4 1/2" apart. Uprights supported fore and aft by brackets. No diagonal stays.

Particulars of Freeing Arrangements.						
	Length of Bulwark	Height of Bulwark	Size of Freeing Ports	Number each side	Area each side	Rule area each side
After Well ... <i>Open rails 77'-11 1/2"</i>	<i>67'-4 1/2"</i>	<i>4'-0"</i>	<i>2 @ 11'-5 1/2" x 9"</i>	<i>1 @ each end of well</i>	<i>17.25 sq</i>	<i>✓</i>
Forward Well ... <i>Open rails 59'-2"</i>	<i>59'-2"</i>	<i>4'-0"</i>	<i>1 @ 5'-6" x 9" A.E. 1 @ 12'-0" x 9" F.E.</i>	<i>—</i>	<i>13.25 sq</i>	<i>✓</i>
State position of each freeing port ... (After Well:— <i>Open rails</i> Forward Well:— <i>Open rails</i>) (F. and A. position and height above deck edge)						
State whether the freeing ports are fitted with shutters, bars, or rails, and give particulars of such:— <i>open above top of sheerstrake.</i>						
Additional area where sheer is less than standard.						

PARTICULARS OF PROTECTION TO OPENINGS, ETC.

HATCHWAYS ON FREEBOARD AND SUPERSTRUCTURE DECKS.											
Small Hatches.											
Description of Hatchway	"A"	"B"	"C"	"D"	"E"	"F"	"G"	"H"
Dimensions of Hatchway	Upper DK.	Upper DK.	Upper DK.	Upper DK.	Upper DK.	Upper DK.	Upper DK.	Upper DK.
COAMINGS	Height above Deck	Upper DK.	Upper DK.	Upper DK.	Upper DK.	Upper DK.	Upper DK.	Upper DK.	Upper DK.
	Thickness	Upper DK.	Upper DK.	Upper DK.	Upper DK.	Upper DK.	Upper DK.	Upper DK.	Upper DK.
	Sides	Upper DK.	Upper DK.	Upper DK.	Upper DK.	Upper DK.	Upper DK.	Upper DK.	Upper DK.
	Ends	Upper DK.	Upper DK.	Upper DK.	Upper DK.	Upper DK.	Upper DK.	Upper DK.	Upper DK.
HATCH BEAMS	Number	Upper DK.	Upper DK.	Upper DK.	Upper DK.	Upper DK.	Upper DK.	Upper DK.	Upper DK.
	Spacing	Upper DK.	Upper DK.	Upper DK.	Upper DK.	Upper DK.	Upper DK.	Upper DK.	Upper DK.
	Scantling and Sketch	Upper DK.	Upper DK.	Upper DK.	Upper DK.	Upper DK.	Upper DK.	Upper DK.	Upper DK.
	Bearing Surface	Upper DK.	Upper DK.	Upper DK.	Upper DK.	Upper DK.	Upper DK.	Upper DK.	Upper DK.
FORE AND AFTERS	Number	Upper DK.	Upper DK.	Upper DK.	Upper DK.	Upper DK.	Upper DK.	Upper DK.	Upper DK.
	Spacing	Upper DK.	Upper DK.	Upper DK.	Upper DK.	Upper DK.	Upper DK.	Upper DK.	Upper DK.
	Unsupported Lengths	Upper DK.	Upper DK.	Upper DK.	Upper DK.	Upper DK.	Upper DK.	Upper DK.	Upper DK.
	Scantling and Sketch	Upper DK.	Upper DK.	Upper DK.	Upper DK.	Upper DK.	Upper DK.	Upper DK.	Upper DK.
HATCH COVERS	Material	Upper DK.	Upper DK.	Upper DK.	Upper DK.	Upper DK.	Upper DK.	Upper DK.	Upper DK.
	Thickness	Upper DK.	Upper DK.	Upper DK.	Upper DK.	Upper DK.	Upper DK.	Upper DK.	Upper DK.
	How fitted	Upper DK.	Upper DK.	Upper DK.	Upper DK.	Upper DK.	Upper DK.	Upper DK.	Upper DK.
	Bearing Surface	Upper DK.	Upper DK.	Upper DK.	Upper DK.	Upper DK.	Upper DK.	Upper DK.	Upper DK.
Spacing of Cleats	
Number of Tarpaulins	
<p>*Are wood fore and afters steel shod at all bearing surfaces? <input checked="" type="checkbox"/></p> <p>Are battens and wedges efficient and in good condition? <input checked="" type="checkbox"/></p> <p>Are tarpaulins in good condition and in accordance with rule requirements? <input checked="" type="checkbox"/></p> <p>Are lashings provided in accordance with rule requirements? <input checked="" type="checkbox"/></p>											

Particulars of any special features:—

Endorsement at first survey and at surveys for renewal of Certificate:—

The fittings and appliances are in accordance with the particulars shown on this form (or as now modified) and are in good condition.



© 2020

Lloyd's Register Foundation