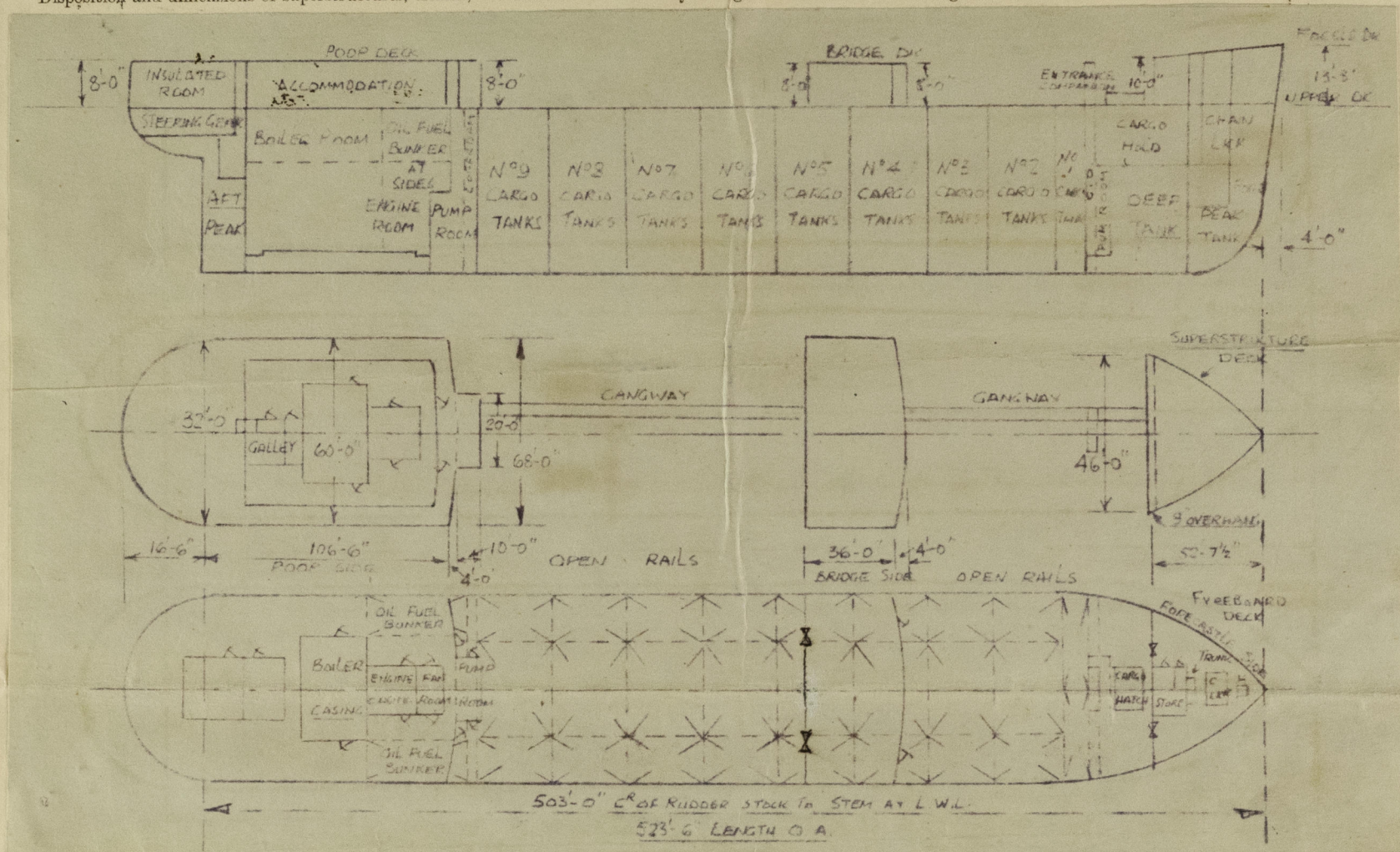


Disposition and dimensions of superstructures, trunks, deckhouses and machinery casings to be inserted in the diagrams and tabular statement : —

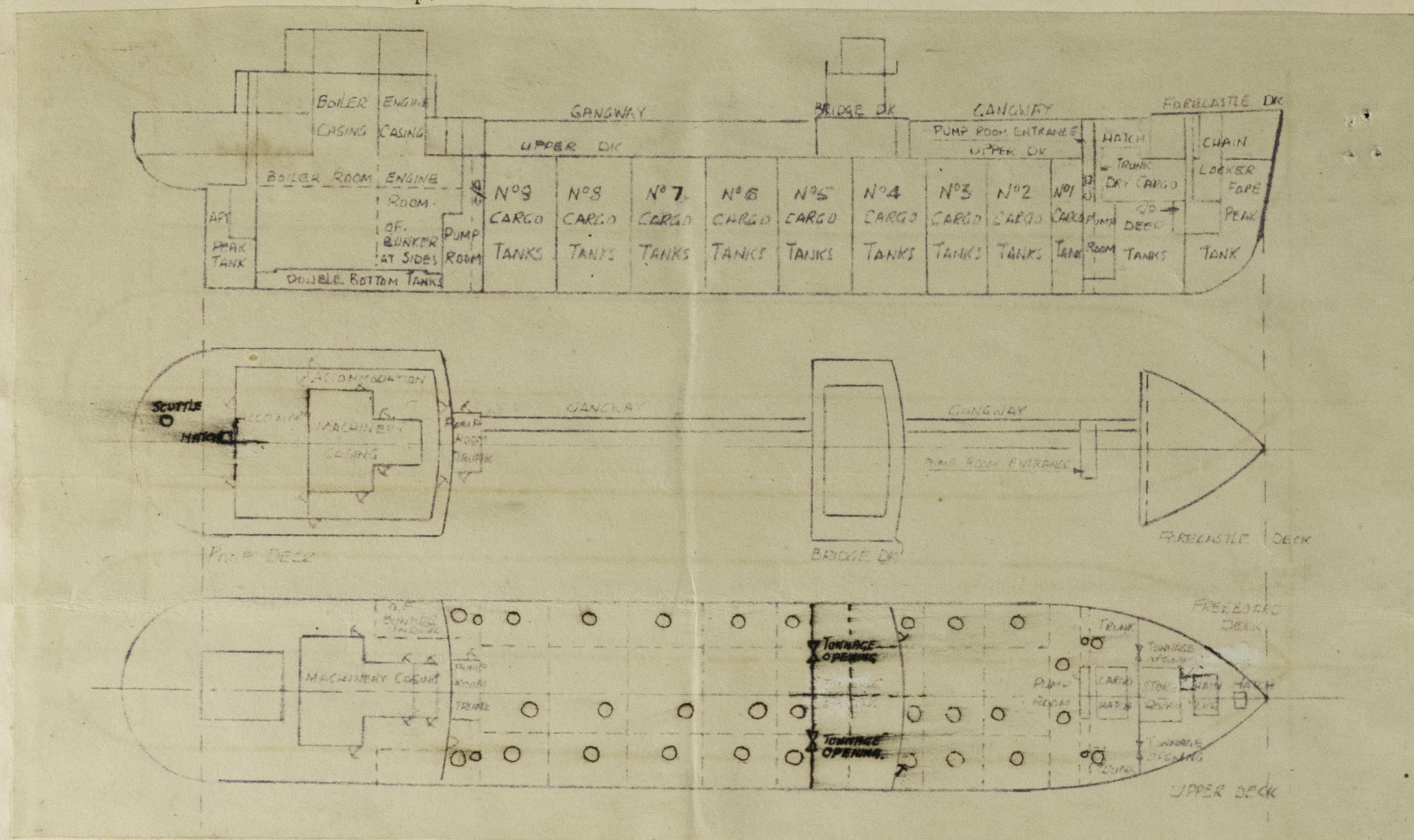


	Coaming	Plating	Stiffeners	Spacing	End Attachments of Stiffeners	Size of Openings	Height of Sills	Height of Casings
Poop Bulkhead	None	7/16"	9"x4"x7/16 Flanged Plt.	30"	Welded Top & Bttm.	1 P & 1 S 60"x 28"	20"	8'0"
Raised Quarter Deck Bulkhead	None							
Bridge, After Bulkhead	None	7/16"	4"x 3"x 5/16" O.A.	30"	Welded Top & Bttm.	1 P & 1 S 66" x 36"	18"	8'0"
Bridge, Forward Bulkhead	None	7/16"	9"x 4"x 7/16" Flngd. Plate.	30"	Welded Top & Bttm.	1 P & 1 S 60" x 28"	18"	8'0"
Forecastle Bulkhead	None	5/16"	4"x3"x1/2" O.A.	30"	12"x12"x 8 Bkts. At top & Bttm. welded	1 P.S. 70" x 45.1 S.S. 63" x 36"	15" 18"	10'0"
Trunk, Aft	None							
Pumproom								
Trunk, Forward on Fbd. Dk.	None	3/8"	5"x 3 1/2"x 5/16" O.A.	28"	Welded Top & Bttm.	One 60" x 28"	18"	8'0"
Exposed Machinery Casings on Free board of Raised Quarter Decks ...	Pumproom Aft	7/16"	9"x 4"x 7/16 Flngd. Plate.	30"	Welded Top & Bttm.	1 P & 1 S 60"x 28"	19"	8'0"
Exposed Machinery Casings on Superstructure Decks	None							
Machinery Casings within Superstructures not fitted with Class I Closing Appliances	None							
Deckhouses on Flush Deck Ships ...	None							

Poop Bulkhead	...	Hinged steel W.T. doors (1 P & 1 S) capable of being operated from both sides. ✓
Raised Quarter Deck Bulkhead	None	
Bridge, After Bulkhead	...	Portable steel plates (1 Port and 1 starbd.) secured by hook bolts. ✓
Bridge, Forward Bulkhead	...	Hinged steel W.T. doors (1 P and 1 S) capable of being operated from both sides. ✓
Forecastle Bulkhead	...	Portable steel plates (1 P and 1 S) secured by hook bolts. ✓
Exposed Machinery Casings on Free-board or raised Quarter Decks	...	Pumprooms hinged steel W.T. doors capable of being operated from both sides. ✓
Exposed Machinery Casings on Super-structure Decks	Poop Dk. Hse	Hinged steel W.T. doors capable of being operated from both sides. ✓
Machinery Casings within Superstructures not fitted with Class I Closing Appliances	...	None
Deckhouses on Flush Deck Ships	...	None

PARTICULARS OF PROTECTION TO OPENINGS, ETC.

The following diagrams should be used to indicate the positions of cargo and coaling hatchways, gangway, cargo and coaling ports, ventilators, companionways, etc., which would affect the seaworthiness of the ship:—



Particulars of fiddley, funnel and ventilator coamings, engine room skylight and other openings in machinery casing tops and their means of closing:—

Four fiddley openings, coamings 6" high x 3/8" thick fitted with strong steel hinging covers. ✓
One fiddley opening in funnel fitted with steel hinging door. ✓
Engine room and galley skylights and one escape hatch strongly constructed of steel. ✓
Cowl ventilators, coamings 5 off to engine room 36" dia. 4 off 5'0" high and 1 off 8'3" high. 4 off to boiler room, 30" dia. 2 off 10'9" high and 2 off 5'10" high. Mushroom ventilator 2 off to engine room 31" x 16" x 29" high. All coamings 7/16" thick adequately supported. ✓ Pump room top skylights 2 at 34" x 24" and 2 at 59" x 34" strongly constructed and fitted with W.T. hinging steel covers. ✓

Particulars of Bulkhead Scuttles:—

Particulars of Companionways:— Forward and after pumproom casings strongly constructed of steel plates suitably stiffened. ✓ Poop deck house strongly constructed of steel plates suitably stiffened. ✓ Pump room openings 60" x 30" and 60" x 26" sills 18" high. ✓ Poop deck house openings 60" x 28" sills 20" high. ✓ All openings fitted with steel W.T. hinging doors capable of being operated from both sides. ✓

Particulars of Ventilators in exposed positions on freeboard and superstructure decks:— ON FORECASTLE DECK:— Two 12" dia. cowl ventilators, coamings 36" and 60" high by 7/16" thick. ✓ One 12" dia. mushroom ventilator coaming 24" high x 3/8" thick. ✓ On upper deck two 18" dia. cowl ventilators to cargo hold, coamings 10'0" high x 3/8" thick supported from forecastle deck. ✓ Two cowl heads on 24" dia. derrick posts. ✓ On Bridge Deck: Four 12" dia. cowl ventilators, coamings 36" high by 3/8" thick. ✓ On forward pumproom entrance: Two 14" dia. cowl ventilators, coamings 36" high by 3/8" thick. ✓ On after pumproom entrance: One 24" dia. mushroom ventilator coaming 10'6" high by 7/16" thick, supported from boat deck. ✓ On Poop deck:— Two 18" dia. cowl ventilators, coamings 10'6" high by 7/16" thick supported from boat deck. ✓ One 12" dia. mushroom ventilator coaming 27" high x 3/8" thick fitted with screw down mushroom top. ✓ One 10" dia. gooseneck ventilator to cruiser stern, gooseneck 24" high by 5/16" thick supplied with closing plug. ✓ All cowl ventilators are fitted with hinging W.T. steel covers at top of coamings permanently attached. ✓ Accommodation spaces ventilated by mechanical ventilation, trunks led through house sides close under boat decks. ✓

✗ Fitted with screw down mushroom top. ✓

Particulars of Air Pipes in exposed positions on freeboard, raised quarter, or superstructure decks:— On Poop deck:— One 4" dia. air and filling pipe to after peak tank, gooseneck 27" high x 5/16" thick. ✓ On Upper deck:— Two 6" dia. air pipes to oil fuel bunkers goosenecks 7'0" high adequately supported to poop front. ✓ Four 3" dia. air pipes from cofferdams goosenecks 36" high. ✓ Two 6" dia. air pipes from forward deep tanks, goosenecks 7'0" high adequately supported from forecastle end. ✓ On forecastle deck: One 4" dia. air and filling pipe to forward peak tank gooseneck 24" high x 5/16" thick. ✓ Air pipe goosenecks to oil fuel bunkers, cofferdams and forward deep tanks fitted with gauze covers and to peak tanks supplied with closing plugs. ✓

Particulars of Gangway Cargo and Coaling Ports:—

NONE

Red Bank.

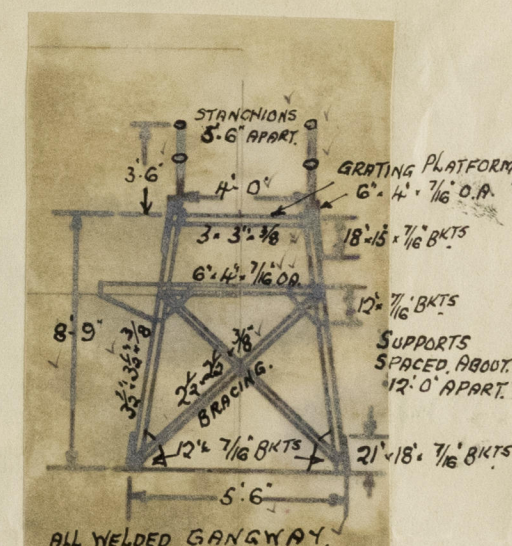
Particulars of Scuppers and Sanitary Discharge Pipes:— 4 Port and 4 starbd. upper deck scuppers 15" x 2" openings cut through sheerstrake. ✓ One 5" dia. soil pipe port side amidships. Two 4" dia. soil pipes (1 P and 1 S) amidships. One 2.1/2" dia. lavatory discharge starbd. side amidships. Two 2.1/2" dia. lavatory discharge port side amidships. Two 5" dia. soil pipes (1 P and 1 S) aft. Three 4" dia. soil pipes (1 S and 2 P) aft. Seven 2.1/2" dia. lavatory, sink and scupper discharges (4 P and 3 S) aft. Midship discharges are led overboard above the freeboard deck and aft discharges led overboard below the freeboard deck. ✓ All soil pipe and sanitary discharges are fitted with substantially constructed automatic self-closing metal storm valves. ✓

Particulars of Side Scuttles:— 30 off 16" dia. side scuttles (15 P and 15 S) in poop 'tween decks. Side scuttles are of strong construction and fitted with hinged deadlights permanently attached. ✓

Vertical distance of Sill of lowest Side Scuttle above top of keel

Particulars of Guard Rails:— Fitted at sides of upper deck and round poop boat and forecastle decks. Stanchions 3'6" high spaced about 5'6" apart and fitted with 2 rails about 20" apart. ✓ additional guard rail? ✓ Steel bulwark round bridge deck 3'6" high. Plating 5/16" thick rail bar 6" x 3.1/2" x 5/16" B.A. flanged plate bracket stays spaced 6'0" apart with intermediate 3" x 3/8" flat bar stiffeners. ✓

Particulars of Gangways, Lifelines, etc.:— Fore and aft gangway fitted between the poop and bridge and between the bridge and forecastle decks. ✓



Particulars of Freeing Arrangements.

	Length of Bulwark	Height of Bulwark	Size of Freeing Ports	Number each side	Area each side	Rule area each side
After Well ...	NONE					
Forward Well	NONE					

State position of each freeing port ... After Well:—

(F. and A. position and height above deck edge) Forward Well:—

State whether the freeing ports are fitted with shutters, bars, or rails, and give particulars of such:—

Additional area where sheer is less than standard.

PARTICULARS OF PROTECTION TO OPENINGS, ETC.

HATCHWAYS ON FREEBOARD AND SUPERSTRUCTURE DECKS.									
ON FREEBOARD DECK. ON POOP DECK									
Description of Hatchway	IN FORECASTLE TO DRY TO FORE PEAK STORE ONE.	TO CARGO HOLD ONE.	OIL TANKS 26 OFF.	BUNKERS TWO.	TO DEEP TANKS. FORWARD TWO.	TO F & A. COFFERDAMS FOUR.	TO AFTER STORE ROOM ONE.	TO CRUISER STERN ONE.	
Dimensions of Hatchway	3' 0" x 3' 0"	11' 3" x 14' 9"	48" DIAM.	24" DIAM.	24" DIAM.	24" DIAM.	2' 0" x 2' 0"	18" DIAM.	
COAMINGS	Height above Deck 2' 6"	2' 7"	33"	33"	24"	24"	9"	9"	
	Thickness 1/2"	1/2"	1/2"	3/16"	1/2"	1/2"	7/16"	3/8"	
	Sides 1/2"	1/2"	NONE	NONE	NONE	NONE	NONE	NONE	
	Stiffeners 3' 3/8" F.I.	3' 3/8" F.I.	NONE	NONE	NONE	NONE	NONE	NONE	
	Brackets, Stays NONE	3/8" PLATE BRACKETS	NONE	NONE	NONE	NONE	NONE	NONE	
HATCH BEAMS	Number								
	Spacing								
	Scantling and Sketch	NONE	NONE	NONE	NONE	NONE	NONE	NONE	
	Bearing Surface								
FORE AND AFTERS	Number								
	Spacing								
	Unsupported Lengths	NONE	NONE	NONE	NONE	NONE	NONE	NONE	
	Scantling* and Sketch								
	Bearing Surface								
HATCH COVERS	Material STEEL	STEEL	STEEL	STEEL	STEEL	STEEL	STEEL	STEEL	
	Thickness 1/2"	1/2"	1/2"	1/2"	1/2"	1/2"	7/16"	3/8"	
	How fitted W.T. HINGING	W.T. HINGING	O.T. HINGING	O.T. HINGING	O.T. HINGING	O.T. HINGING	W.T. HINGING	W.T. HINGING	
	Bearing Surface	STIFFENED	DISHED	DISHED	DISHED	DISHED	✓	✓	
Spacing of Cleats	NONE	NONE	NONE	NONE	NONE	NONE	NONE	NONE	
Number of Tarpaulins	NONE	NONE	NONE	NONE	NONE	NONE	NONE	NONE	
SECURING ARRANGEMENTS									
*Are wood fore and afters steel shod at all bearing surfaces?									
Are battens and wedges efficient and in good condition?									
Are tarpaulins in good condition and in accordance with rule requirements?									
Are lashings provided in accordance with rule requirements?									
NONE.									

Particulars of any special features:—

All cargo tank hatch covers are fitted with ullage doors 10" dia. of strong watertight construction secured by strongbacks. ✓
 Dry cargo hold hatch cover is stiffened with 6" x 4" x 1/2" angle stiffeners spaced 2' 8" apart. ✓
 One 23" x 15" manhole is fitted on cover; manhole door hinged W.T. and secured with screw toggles. ✓

Endorsement at first survey and at surveys for renewal of Certificate:—

The fittings and appliances are in accordance with the particulars shown on this form (or as now modified) and are in good condition.

Alex. M. Jenkins.
 4TH FEBRUARY 1948.



© 2021

Lloyd's Register Foundation