

RIVETING LIST

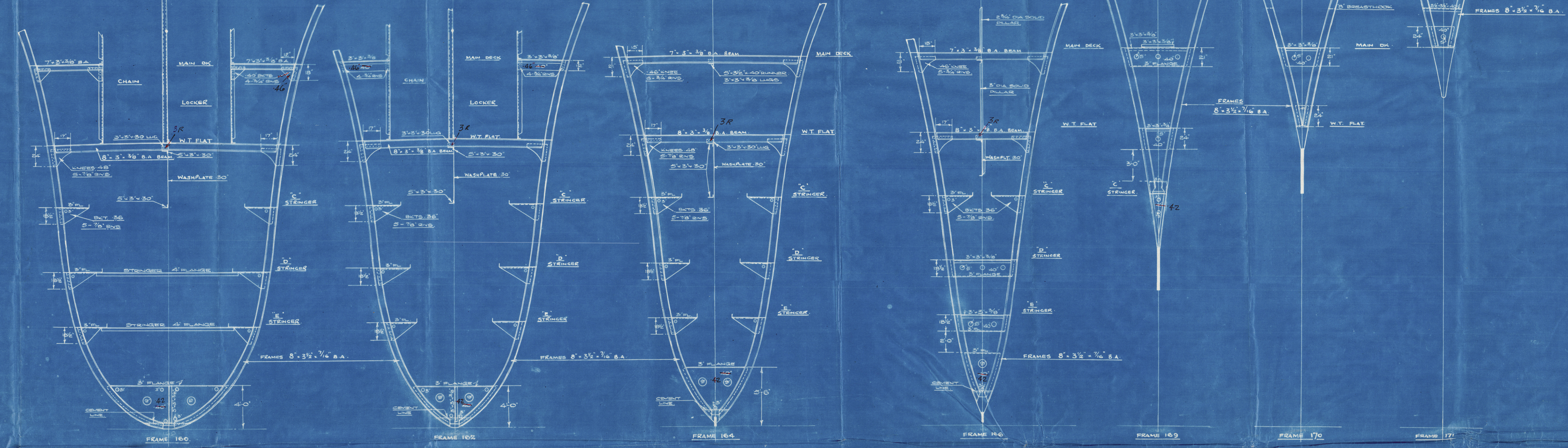
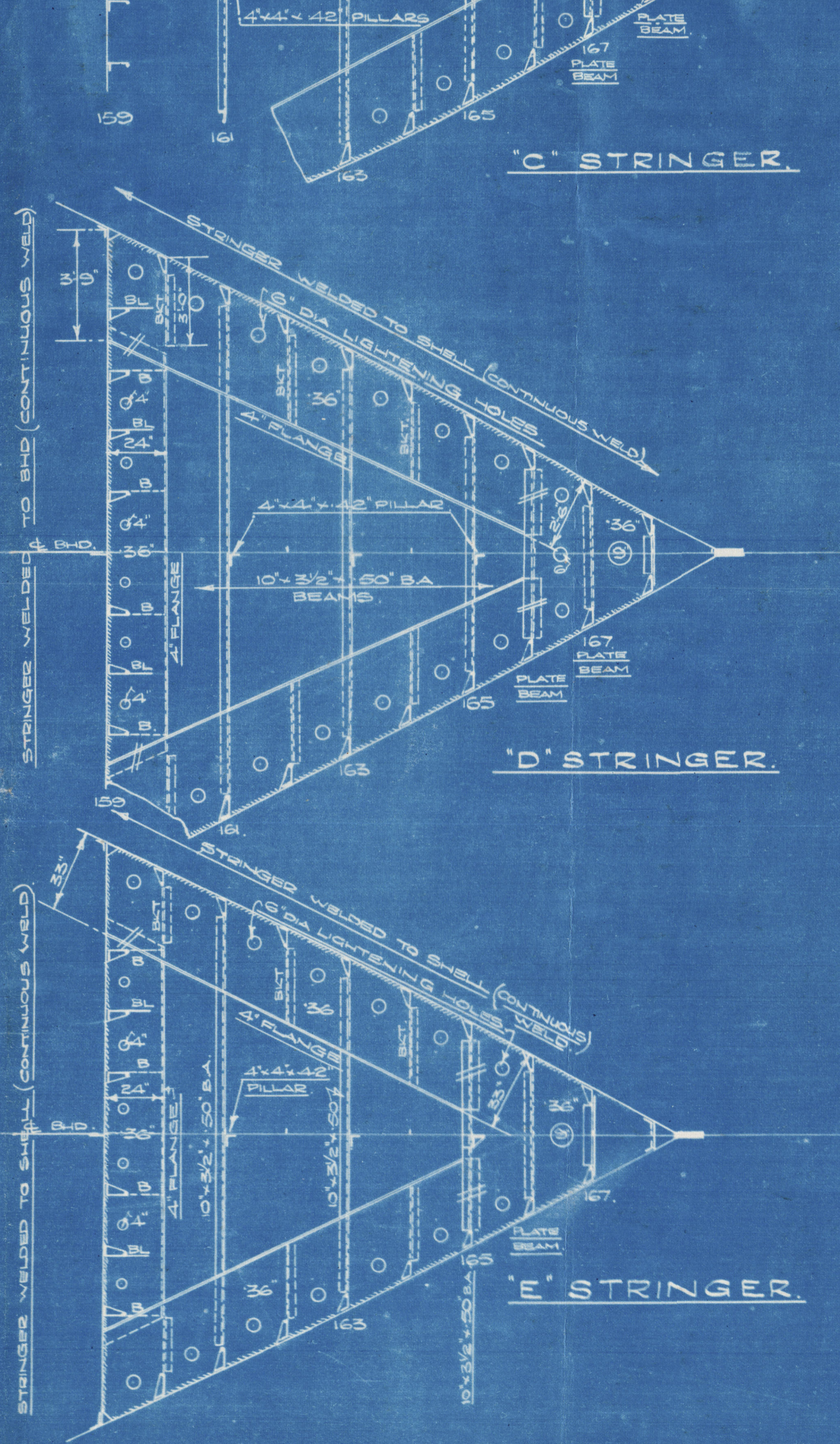
LOCATION	SIZE	NUMBER	REMARKS	DATE
WELDED BEAMS & BUTTS	3/4"	3	P. 1	4
WELDED BEAMS TO PLATING	3/4"	4	P. 1	6
MAIN DECK BEAMS & BUTTS	3/4"	5	P. 1	4
BEAMS TO PLATING	3/4"	6	P. 1	7
FLOORS TO FRAMES IN PEAK	3/4"	7	MACHINE	5
WELDED CONNECTIONS TO FLOORS	3/4"	8	P. 1	6
WELDED CONNECTIONS TO FLOORS	3/4"	9	P. 1	6
WELDED ANGLE TO WELDED	3/4"	10	P. 1	7
FORE BEAM ANGLE PLATES TO WELDED	3/4"	11	P. 1	6
STIFFENERS BUTTS IN FORE PEAK	3/4"	12	P. 1	4

Nos 1196^g & 1197^g.
FORE END FRAMING.

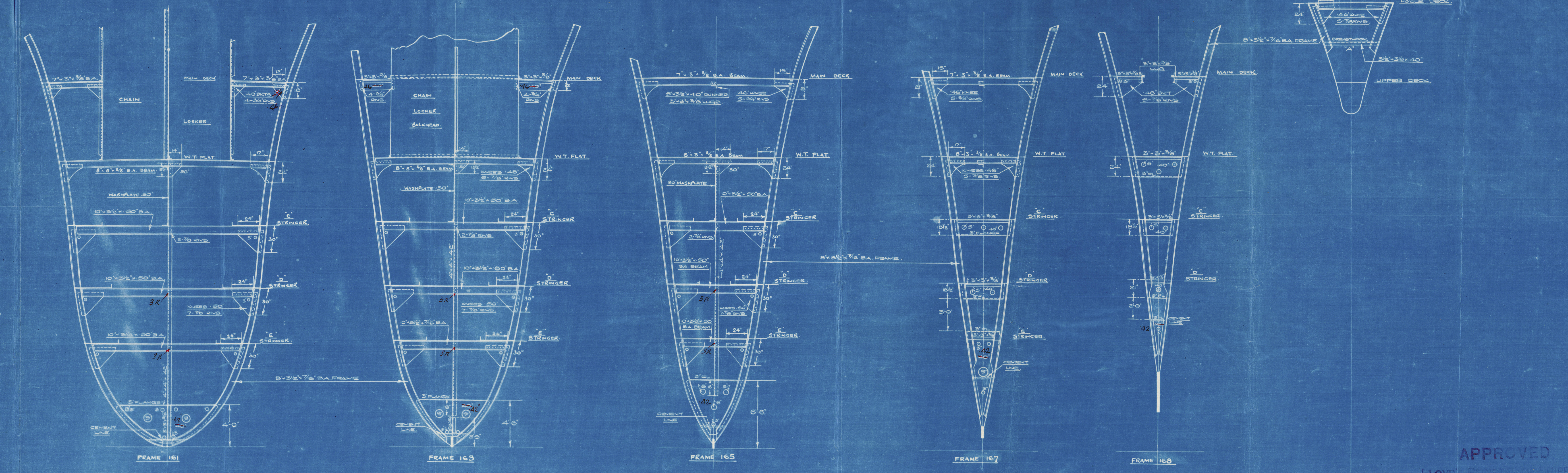
SCALE: 1/4" = 1 FOOT.



For Bureau Storey See Fore End Bulk P. End (insets for in)



ALL SECTIONS DRAWN LOOKING FORWARD.



APPROVED
LLOYD'S REGISTER SHIPPING
James K. Clark
20/1/44

~~15~~

HARLAND & WOLFF'S


Nº 11969.

PLAN OF FORE END FRAMING

(16)

w/s 647

1196 GLASGOW REPORT No. 69699

British rights 



© 2020

Lloyd's Register
Foundation

002490-002497-0122