

LLOYDS NUMERALS

3 = 30.34

4 = 14.45

45.15 TRANSVERSE NO

1925

8410.62 LONGITUDINAL NO

D/L MAIN DECK = 13.0

d = 12.25 MAIN DECK

D/L R.Q. DECK = 10.2

d = 16.25 R.Q. DECK

EQUIPMENT NUMBER

R.Q. DECK 114.45 x 4 x 1 = 459.00

BRIDGE 9.34 x 4 x 45 = 49.19

F.C.L.E. 28.50 x 45 x 45 = 160.51

COSING 48.45 x 4 x 5 = 140.62

DECKHOUSE 9.34 x 4 x 5 = 32.49

841.91

LONG. NO

9582.53 EQUIPMENT NO

RAIL BAR
5.4 TYSACKS
SECTION

BULKHEAD 24

R.Q. DK SHEERSTRAKE

39" x 40 FOR 1/2L TO

30 AT END

BELTING 10" x 3 ELN

ANGLES 4 1/2 x 3 x 40

FACE PLATE 5" x 3/4"

39" x 40 FOR 1/2L TO 3/20

1/20 FOR 1/2L TO 5/20

RAISED QUARTER DECK
R.Q. DK BEAMS 5 1/2 x 3 x 34 B.A. TO 5 1/2 x 3 x 34 ANGLES
1/2 BEAMS 5 1/2 x 3 x 34 ANGLES
HATCH END BEAMS 5 1/2 x 3 x 34 B.A.
STRINGER PLATE 42" x 40 FOR 1/2L TO 1/5 x 34
STRINGER ANGLE 3 1/2 x 3 1/2 x 42 FOR 1/2L AND IN WAY
OF LARGE HATCHWAYS TO 3 x 3 x 34 AT END
3 GIRDERS 18" x 34"
ANGLES 3 1/2 x 3 1/2
IN LIEU OF PILLARS
AFT PEAK AND FLOOR 30" UPPER PART 36" DECK ANGLE 3 1/2 x 3 1/2 x 30
BND FRAME + TANK TOP BAR 4 1/2 x 1 1/2 x 42 VERTICAL STIFFENERS 5 1/2 x 3 x 40 B.A.
BND FRAME + TANK TOP BAR 4 1/2 x 1 1/2 x 42 VERT STIFFENERS 5 1/2 x 3 x 40 B.A. SPACED 24"
FORE PEAK AND FLOOR 30" UPPER PART 26" DECK ANGLE 3 x 3 x 30
BND FRAME AND TANK TOP BAR 4 1/2 x 1 1/2 VERT STIFFENERS 5 1/2 x 3 x 38 ANGLES
BOILER ROOM BND (NOT H.T. PLATING 28" STIFFENERS 3 x 3 x 30 ANGLES
ALL STIFFENERS SPACED 30" APART FORE PEAK STIFFENERS SPACED 24"
APART
DOUBLE BOTTOM
CENTRE GIRDER 30" x 40 FOR 1/2L TO 3/4 AT ENDS
INTERCOSTALS 32" FLOOR PLATES 7/20"
MARGIN PLATE 22 1/2 x 38 ANGLE 3 1/2 x 3 1/2 x 40
CENTRE GIRDER TOP BARS 3 x 3 x 38
SPACING 6" x 2" DITCH PINE
SPACED 1" APART
CEILING 3" DITCH PINE
USUAL AIR COUVESES FORMED BY
CUTTING SLIPS A LITTLE SHORT

MIDSHIP SECTION

-S.S. N° 82-

CLASS 100A1. LLOYDS*


DIMENSIONS

LENGTH B.P. = 192'-6"

BREADTH MLD. = 30'-6"

DEPTH MLD. = 14'-9"

SCALE 1/2" = 1 FT.



EQUIPMENT LETTER "K"

2 BOWERS EACH --- 19CHTS STOCKLESS } COLL. WT. 54 1/4 CHTS
1 " --- 16 1/4 " " }
1 STREAM ANCHOR --- 5 1/4 " EX STOCK
1 KEDGE --- 2 1/2 " " "

210 FMS --- 1 1/2" STUD CHAIN CABLE MIN WT. 185CHTS 29RS 12LAS
60 " --- 3/4" STEEL WIRE
90 " --- 9" HEMP TOWLINE OR 3" STEEL WIRE
90 " --- 6" HANSE OR 2 1/4" STEEL WIRE } GARNERS CONSENT TO
90 " --- 5" HANSE OR 2" " " } STEEL WIRE

RIVETING

BUTTS OF SHEERSTRAKE AND STRAKE BELOW
TREBLE RIV OVERLAPS FOR 1/2L DOUBLE AT ENDS
MAIN AND R.Q. DK STRINGER TREBLE RIV OVERLAP
BUTTS FOR 1/2L AND IN WAY OF HATCHWAYS
DOUBLE AT ENDS
BUTTS OF OUTSIDE PLATING FROM KEEL TO UPPER
TURN OF BULGE TREBLE RIV OVERLAPS FOR 1/2L
DOUBLE AT ENDS
BUTTS OF OUTSIDE PLATING FROM UPPER TURN
OF BULGE TO STRAKE BELOW SHEERSTRAKE
TREBLE RIV OVERLAPS FOR 1/2L DOUBLE AT ENDS
CENTRE KEELSON TREBLE RIV OVERLAP BUTTS
FOR 1/2L DOUBLE AT ENDS
CENTRE TANK TOP AND TANK SIDE DOUBLE RIV
OVERLAP BUTTS ALL FORE AND AFT
REMAINDER OF INNER BOTTOM DOUBLE RIV
OVERLAP BUTTS FOR 1/2L SINGLE AT ENDS

SHEERSTRAKE 39" x 40 FOR 1/2L TO 30 AT END
DOUBLED IN WAY OF BREAK (SEE PROFILE)

39" x 48" FOR 1/2L
TO 30 AT END

RUBBER 9" x 1"

48" FOR 1/2L TO 1/20 AT ENDS

RUBBER 9" x 1"

1/20 FOR 1/2L TO 1/20 AFT

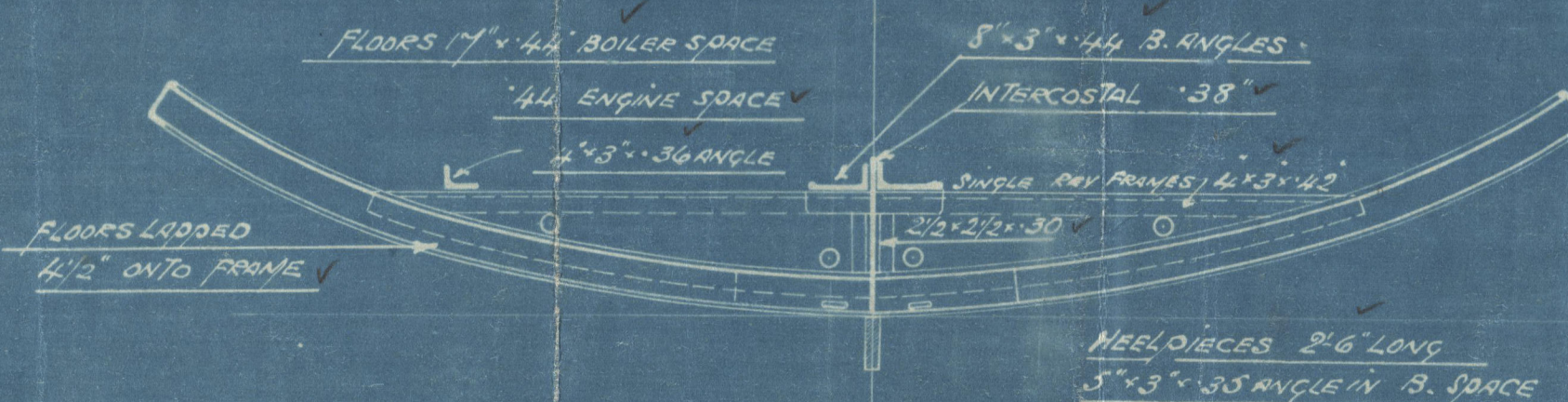
1 1/4" FORWARD

BOSS PLATES 44"

1/20 FOR 1/2L TO 1/20 AFT

1/20 FORWARD

SECTION IN WAY OF BOILER-ROOM



C.B.
17.10.12

225
10
19
205
25
74



© 2020
Lloyd's Register

00285-002400-0037101

LLOYD'S REGISTER OF SHIPPING
RECEIVED
14 OCT. 1912
LONDON

LLOYD'S REGISTER OF SHIPPING
RECEIVED
22 JAN 1913
LONDON

LLOYD'S REGISTER OF SHIPPING
RECEIVED
15 JAN 1913
LONDON

LLOYD'S REGISTER OF SHIPPING
RECEIVED
4 - JAN 1913
LONDON


002385-002400-0031



© 2020

Lloyd's Register
Foundation

Midship Section
Dublin Dockyard Co
82.



Dub-
12/10/12

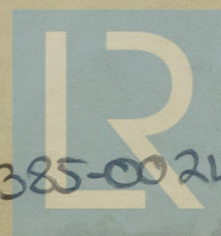

Inv

Lt. Patricia

Dub. 3300

Edison Hill

RETAIN



© 2020

002385-002400-0031
Lloyd's Register
Foundation