

16.7.12
22.7.12
28.8.12
21.9.12
2.10.12
11.10.12
12.11.12
18.2.13
24.2.13
1.3.13.

MIDSHIP SECTION

N^{OS} 529-30

DIMENSIONS

LENGTH BETWEEN PERPENDICULARS	195' 0"	TRANSVERSE NO	30 + 14.5	44.5
BREADTH MOULDED	30' 0"	LONGITUDINAL NO	(30 + 14.5) / 25	8677.5
DEPTH MOULDED	14' 6"	L/B		6.5
d IN WAY OF MAIN DECK	11.91	4/D IN WAY OF MAIN DECK		13.44
d IN WAY OF 1/4 DECK	15.66	4/D IN WAY OF 1/4 DECK		10.68

CLASS 100 A1

SCALE 2" = 1' FOOT

EQUIPMENT N^{OS}

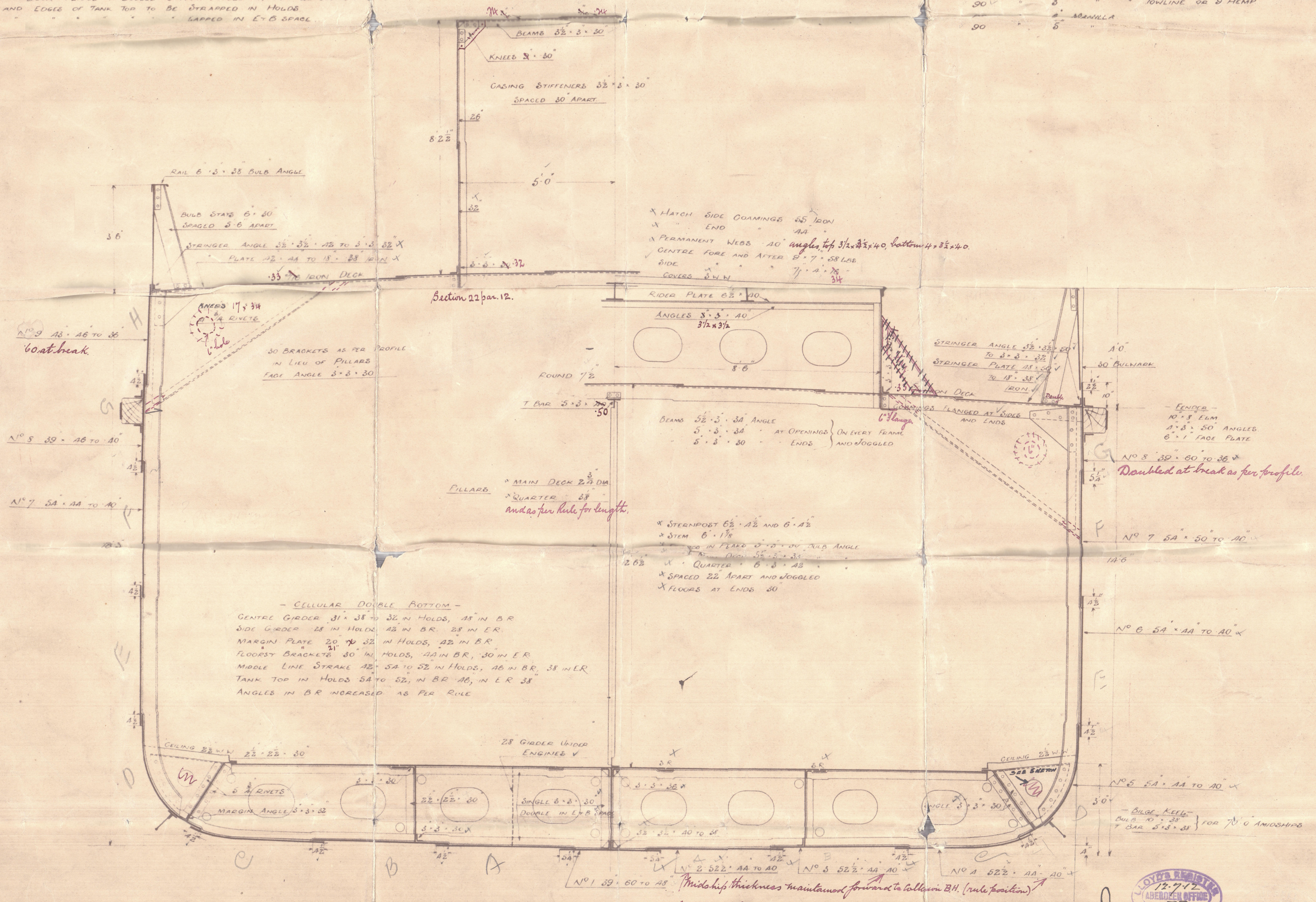
LONGITUDINAL NO	8677.50
QUARTER DECK	110' 8.75"
LOWER BRIDGE	816' 7.75"
UPPER HOUSE	65' 7.5"
FORECASTLE	33' 75' 7.75"
E.T.B. CABING	40.0' 8.21"
EQUIPMENT NO	9503.34

RIVETING


BUTTS OF KEEL PLATES TREBLE RIVETED THROUGHOUT
OF STRAKES 2.5" 4" 5" TREBLE RIV^{ED} FOR 1/2" DOUBLE AT ENDS
MAIN + QUARTER DECK SHEERSTRAKES + STRAKE BELOW, ALSO
STRINGER PLATES TREBLE RIV^{ED} FOR 3/4" DOUBLE RIV^{ED} AT ENDS where 1/2" under.
CENTRE GIRDER DOUBLE RIV^{ED} THROUGHOUT
STRAKE 6 IN WAY OF MAIN DECK, 7 6" 7" IN WAY OF 1/2" DECK treble riveted for 1/2" under.
MARGIN PLATE + MIDDLE LINE STRAKE DOUBLE RIV^{ED} THROUGHOUT
DECK PLATES + DOUBLE BOTTOM DOUBLE RIV^{ED} FOR 1/2" SINGLE AT ENDS
BUTTS AND EDGES OF TANK TOP TO BE STRAPPED IN HOLDS
LAPPED IN E.T.B. SPACE.


EQUIPMENT

2 BOWER ANCHORS	10 CWT	STOCKLESS
1 KEDGE	5 1/2"	EX. STOCK
210 FATHOMS	1 3/8"	STUD CHAIN CABLE
60 "	3 1/2"	STEEL WIRE (STREAM)
30 "	3 "	TOWLINE OR 9" HEMP
30 "	5 "	MANILLA



Midship thickness maintained forward to collision B.H. (rule position)
Bottom to be strengthened forward as per Rule, Section 17.





Upeea
Hall Russell & Co. L^d

Nos. 529-30




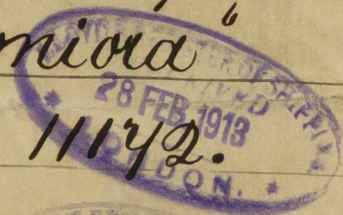
-Midship Section-

529
S.S. "South Bulli."

Abn. Rpt. No. 11134

530
S.S. "Woniwa"

Abn. Rpt. No. 11142.



900-0036