

## MIDSHIP SECTION.

SCALE  $\frac{1}{2}$  INCH = ONE FOOT.

LENGTH B.P. 530' - 0"  
BREADTH M<sup>L.D</sup> 68' - 0"  
DEPTH TO B. DECK 43' - 6"

CLASS LLOYDS 100 AI. SHELTER DECK SPECIAL SURVEY.

## LLOYDS NUMERALS &amp; PROPORTIONS.

1<sup>ST</sup> NUMERAL  $68 + (43 \cdot 5 - 8) = 103 \cdot 5$   
 2<sup>ND</sup> NUMERAL  $103 \cdot 5 \times 530 = 54855$   
 3<sup>RD</sup> TO B DECK  $530 \div 43 \cdot 5 = 12 \cdot 18$   
 4<sup>TH</sup> TO D DECK  $43 \cdot 6 - (16 \cdot 6 + 4 \cdot 2) = 22 \cdot 10$   
 5<sup>TH</sup> TO E DECK  $43 \cdot 6 - (25 \cdot 0 + 4 \cdot 2) = 14 \cdot 4$

STEM BAR  $1\frac{1}{2}'' \times 3\frac{1}{8}''$   
STERN FRAME STEEL CASTING  
RUDDER PARTIALLY BALANCED TYPE  
SEE SEPARATE PLAN FOR DETAILS.

## EQUIPMENT NUMBER.

LONGITUDINAL NO.	(3 + D - 8) x 530	=	(68 + 43 - 5 - 8) x 530	=	54,855
SHELTER DECK	530 x 8 x .75	=		=	3180
FORECASTLE DECK	FRAMES 175 - STEM	=	77 x 8 x .75	=	462
BRIDGE FRAMES	45 1/2 - 125	=	212 x 8 x .75	=	1,352
BRIDGE (OPEN) FRAMES	27 - 45 1/2	=	49 x 8 x .50	=	208
HOUSE A DECK FRAMES	47 - 82	=	93 x 8 x .50	=	372
DECK HOUSE ON A DECK FRAMES	90 - 123 1/2	=	89 x 8 x .50	=	356
FIREMEN'S HOUSE BOAT DECK FRAMES	67 - 84	=	45 x 8 x .50	=	180
					60,965

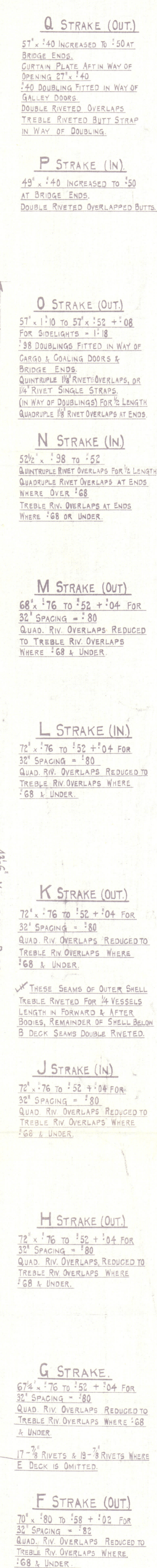
## EQUIPMENT.

EQUIPMENT:

2 BOWER ANCHORS	STOCKLESS	84½ CWTs. EACH	} COLLECTIVE WEIGHT 298
1 BOWER ANCHOR	STOCKLESS	109 CWTs.	
1 STREAM ANCHOR	STOCKLESS	38¾ CWTs.	
1 KEDGE ANCHOR	STOCKLESS	20 CWTs.	
2 CABLES EACH	165 FATHOMS	2 - ¾" STUD LINK CHAIN CABLE	
= 330 FATHOMS TOTAL. MINIMUM WEIGHT 1,317 CWTs.			

#### ADDITIONAL EQUIPMENT.

2 HAWSERS 8' MANILLA 90 FATHOMS EACH  
8 MOORING WIRES, 2 $\frac{3}{4}$ " F.S.W.R. 90 FATHOMS EACH








(51).  
(Vickers No 575)

Midship Section as Built.

"Moreton Bay" 


Barrow 1st Entry Report No. 19701.  
"Lewis Bay"

See

J. S. S. "Hobsons Bay"

NEWCASTLE ON TYNE.

85150. re alteration



© 2020

Lloyd's Register  
Foundation

002289-002297-0163