

6/5/19

# SS N<sup>o</sup> 137-8. MIDSHIP SECTION. MOULDED DIMENSIONS 310'-0" x 44'-0" x 23'-8" <sup>10"</sup> TO UPPER DECK.

SCALE  $\frac{1}{2}$ " TO 1'


CLASS 100 A1 LLOYDS.

FRAMING		
FRAME SPACING	FRAMES IN FORE & AFTER PEAK TANKS SPACED 24' APART	
"	FRAMES IN HOLDS & MACHINERY SPACES SPACED 24' APART	
FRAMES	6" x 3" - 40 BULB ANGLE ALL TO IN PEAKS FORECASTLE & ALTERNATELY TO POOP DECK	
MAIN FRAMES	9" x 3" - 60 ALL TO FORECASTLE DECK & ALTERNATE TO BRIDGE & POOP & THREE ADJACENT FRAMES AT EACH END OF BRIDGE TO EXTEND TO BRIDGE DECK.	
	INCREASED OR FOR INCREASED FRAME SPACING - 9" x 3" - 54	

LLOYDS NUMERALS	
B + D	44' - 0" + 23' - 8" = 67.75
B + D x L	44' - 0" + 23' - 8" x 310' = 21,002
$\frac{1}{2}$ TO BRIDGE DECK	= 9.9
$\frac{1}{2}$ TO UPPER	= 12.08
d	= 2.0

EQUIPMENT NUMBER	
L x (B + D)	= 21,002
BRIDGE	87' - 15" x 7' - 5" x $\frac{3}{4}$ " = 494
POOP	28' - 5" x 7' - 5" x $\frac{3}{4}$ " = 153
FORECASTLE	27' - 5" x 7' - 5" x $\frac{3}{4}$ " = 183
DECK HOUSES	62' - 7' - 5" x $\frac{3}{4}$ " = 244
EQUIPMENT NUMBER 22081	
EQUIPMENT	
Two STOCKLESS BOWER (IN HOLDS EACH 42 CWT ONE)	
STEAM ANCHOR 11 CWT EX STEAK	
KEGGE " 5 $\frac{1}{2}$ CWT "	
240 FATHOMS $\frac{1}{16}$ " STUO CHAIN CABLE	
75 " $\frac{1}{4}$ " STEEL WIRE	
100 " 4" " TOWLINE	
Two 80 " 2" MANILLA HOSERS	

RIVETING LIST		
OUTER BUTT LAPS	LENGTH &	AT ENDS
KEEL PLATE	AVOIDABLE	TREBLE
SHEER STRAKE	AVOIDABLE	TREBLE
OUTSIDE PLATING FROM UPPER TURN OF BILGE	AVOIDABLE	DOUBLE
UPPER DECK STRINGER	AVOIDABLE	DOUBLE
BRIDGE " "	AVOIDABLE	DOUBLE
POOP " "	AVOIDABLE	DOUBLE
CENTRE GIRDER	AVOIDABLE	DOUBLE
MARGIN PLATE	AVOIDABLE	DOUBLE
TANK TOP CENTRE STRAKE	AVOIDABLE	DOUBLE
" PLATING	AVOIDABLE	DOUBLE
EDGE CONNECTIONS		
SHEER STRAKE & KEEL	DOUBLE LAND	DOUBLE LAND
OUTSIDE PLATING FROM KEEL TO UPPER TURN OF BILGE	DOUBLE LAND	DOUBLE LAND
OUTSIDE PLATING FROM UPPER TURN OF BILGE TO SHEER STRAKE	DOUBLE LAND	DOUBLE LAND
PLATING IN WAY OF BRIDGE	DOUBLE LAND	DOUBLE LAND
POOP & FORECASTLE	DOUBLE LAND	DOUBLE LAND
TANK TOP LANDINGS	SINGLE LAND	SINGLE LAND
" CENTRE	DOUBLE	DOUBLE
DECK PLATING & STRINGERS	SINGLE LAND	SINGLE LAND



UPPER DECK.	
STRINGER PLATE	11' - 4" x 4" - 56 TO 34' - 4" IN BRIDGE, LLOYDS 50M - 56
ANGLE	4" x 4" - 56 TO 34' - 4" IN BRIDGE, LLOYDS 50M - 56
DECK PLATING	34' - 4" TO 56' - 4" IN BRIDGE & AT ENDS
BEAMS	4" x 4" - 56 TO 34' - 4" IN BRIDGE & AT ENDS
BEAM KNEES	2" x 5" - 56 TO 34' - 4" IN BRIDGE & AT ENDS
BRIDGE DECK.	
STRINGER PLATE	44' - 4" x 4" - 52
ANGLE	4" x 4" - 52
DECK PLATING	30' - 4" TO 44' - 4" IN BRIDGE & AT ENDS
BEAMS	4" x 4" - 52 TO 30' - 4" IN BRIDGE & AT ENDS
BEAM KNEES	2" x 5" - 52 TO 30' - 4" IN BRIDGE & AT ENDS
POOP DECK.	
STRINGER PLATE	30' - 4" x 4" - 52
ANGLE	4" x 4" - 52
DECK PLATING	26' - 4" TO 30' - 4" IN BRIDGE & AT ENDS
BEAMS	4" x 4" - 52 TO 26' - 4" IN BRIDGE & AT ENDS
BEAM KNEES	2" x 5" - 52 TO 26' - 4" IN BRIDGE & AT ENDS
FORECASTLE DECK.	
STRINGER PLATE	30' - 4" x 4" - 52
ANGLE	4" x 4" - 52
DECK PLATING	26' - 4" TO 30' - 4" IN BRIDGE & AT ENDS
BEAMS	4" x 4" - 52 TO 26' - 4" IN BRIDGE & AT ENDS
BEAM KNEES	2" x 5" - 52 TO 26' - 4" IN BRIDGE & AT ENDS

64" x 56" (RULE 44-56)  
56" IN WAY OF BRIDGE  
34' - 4" - POOP  
38' - 4" - FORECASTLE

K 54" IN WAY OF BRIDGE  
34' - 4" - POOP  
38' - 4" - FORECASTLE

J SHEER STRAKE - 62' - 4" FOR (RULE 44-74)  
56" AT 34' - 4" IN WAY OF BRIDGE  
TO BE INCREASED OR FOR INCREASED FRAME SPACING  
62' - 4" TO 34' - 4" IN WAY OF BRIDGE

H H STRAKE - 56" FOR 1/2 LEN &  
TO 44' AT ENDS INCREASED OR  
LIEU OF SIDE STRINGERS + 02 FOR INCREASED FRAME SPACING  
= 60 FOR 1/2 LENGTH & TO 44' AT ENDS  
56" - 58" IN WAY OF BRIDGE

F & G STRAKES - 54" FOR 1/2 LEN &  
TO 44' AT ENDS INCREASED OR  
FOR 1/2 LENGTH IN LIEU OF SIDE STRINGERS + 02 FOR INCREASED FRAME SPACING  
= 52 FOR 1/2 LEN & TO 44' AT ENDS

E 56" FOR 1/2 LEN &  
TO 44' AT ENDS  
INCREASED OR FOR INCREASED  
FRAME SPACING = 52 TO 44'

KEEL PLATE 60" x 14"  
FOR 1/2 LEN & TO 44' AT ENDS  
TO 56" AT AFTER END + 02 FOR INCREASED  
FRAME SPACING  
RULE 44-56 FOR 1/2 LEN  
TO 6" AT ENDS

B-C-D STRAKES - 52" FOR 1/2 LENGTH &  
FOR TO COLLISION BOWHEAD & AT AFTER END  
INCREASED OR FOR INCREASED FRAME SPACING  
= 54" FOR 1/2 LEN & FOR TO COLL BMD & 44"  
AT AFTER END.



C. Hill & Sons

no 13748

Midship Section



\* ss Annette  
First Entry Report  
no 10492

ss Arlette  
First Entry Report  
no 10538

MIMER

Brest

10.5.19



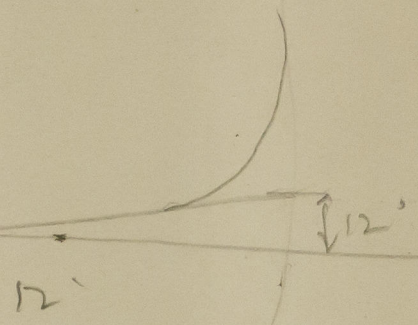
002241-002248-0045



© 2020

Lloyd's Register  
Foundation





002241-002248-0045