

*marked*  
*made in Japan*  
*marked*

EQUIPMENT (P)			
2 BOWER ANCHORS EACH	3 CWTs (Stockless)	2 B CWTs 0 QRS	
1 STREAM ANCHOR	3 CWTs Ex Stock	3 " 3 " Inc	
1 KEEDGE	1 1/2 "	1 " 2 " 7 US	

165 FATHOMS	1" STUD CHAIN CABLE	84 CWT 0 QR 17 LBS.
45 "	2 3/4" STEEL WIRE (STREAM)	
75 "	2 1/2 " " (TOWLINE)	
90 "	2 " " (HANGER)	

*29.8.05*

# MIDSHIP SECTION

S S. N°146.

TO CLASS 100 A.I. AT LLOYDS + STEEL

SCALE 1/2" = ONE FOOT

DIMENSIONS:- 142'0 B.P. x 23'6 MLD x 11'10 DEPTH MLD

PROPORTIONS  
DEPTH TO LENGTH = 11.44  
BREADTH TO LENGTH = 5.93

ROUND OF BEAM  
MAIN 6" QUARTER DECK: 7 1/8"  
BRIDGE & FCASTLE DECKs 8"

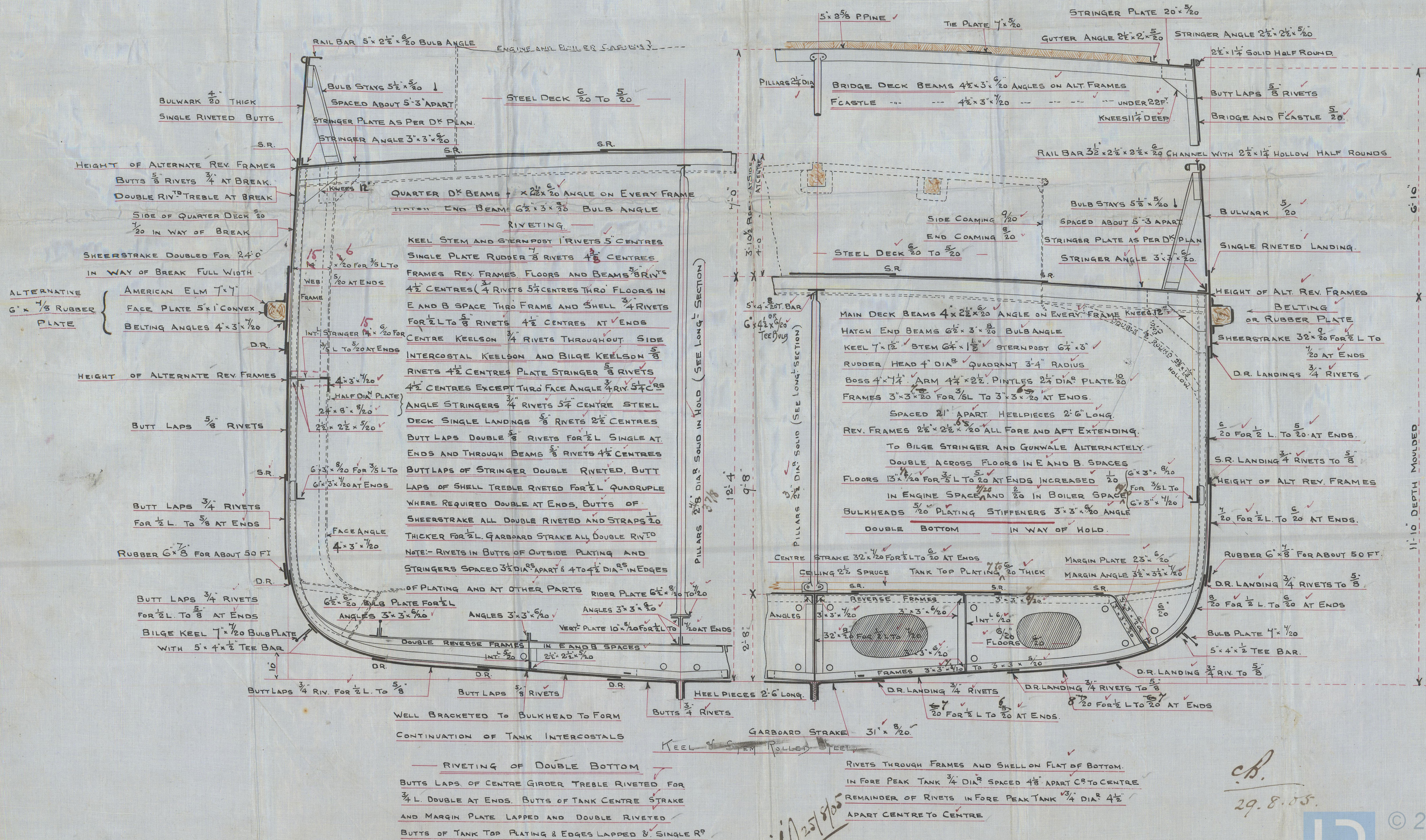
*80.2 mld*  
*21.1 m*  
*marked*

NUMERALS	
HALF GIRTH	= 21.68 ✓
HALF BREADTH	= 11.75 ✓
DEPTH	= 12.32 ✓
	45.75 = 1 <sup>ST</sup> NUM.
	x 140.96
	6448.92 = 2 <sup>ND</sup> NUM.
	+ 982.16 ✓
EQUIP <sup>T</sup> NUM <sup>L</sup>	= 7431.08 ✓

*Aug 18.10.05 8.7 x 7*

ERECTIOnS	
QUARTER DECK	8225 x 3.83 x 2 = 630.02 ✓
BRIDGE DECK	8.75 x 6.83 x 1.5 = 89.64 ✓
FCASTLE DECK	25.00 x 7.00 x 1.5 = 262.50 ✓
TOTAL	= 982.16 ✓

*61*  
*10.43*





Kess S.O.

146

Wheatear

SECTION

No 146

AT FLOYS STEEL

ONE FOOT


23-6 MLD x 11-10 DEPTH MLD

11.44

DECK 7-1/2  
DECK 8

NUMERALS  
HALF GIRTH = 11.66  
HALF BREADTH = 11.15  
DEPTH = 11.15  
EQUIP NUM = 1431.08  
4448.92.2 NUM  
382.16  
1431.08

SECTION  
QUARTER DECK 82.8 x 3.82 x 2 = 630.05  
BRIDGE DECK 8.12 x 6.83 x 1.2 = 66.44  
FOUR DECK 82.04 x 1.00 x 1.2 = 98.45  
TOTAL = 802.16




© 2020  
Lloyd's Register  
Foundation



Wheaton  
Jes. rpt. W. 24017  
Miasma Section

Navreelale



© 2020

Lloyd's Register  
Foundation

002184 002193-010