

DIM'S: LENGTH B.P. 165'-0" x 27'-0" MLD x 13'-5" MLD MAIN DECK.

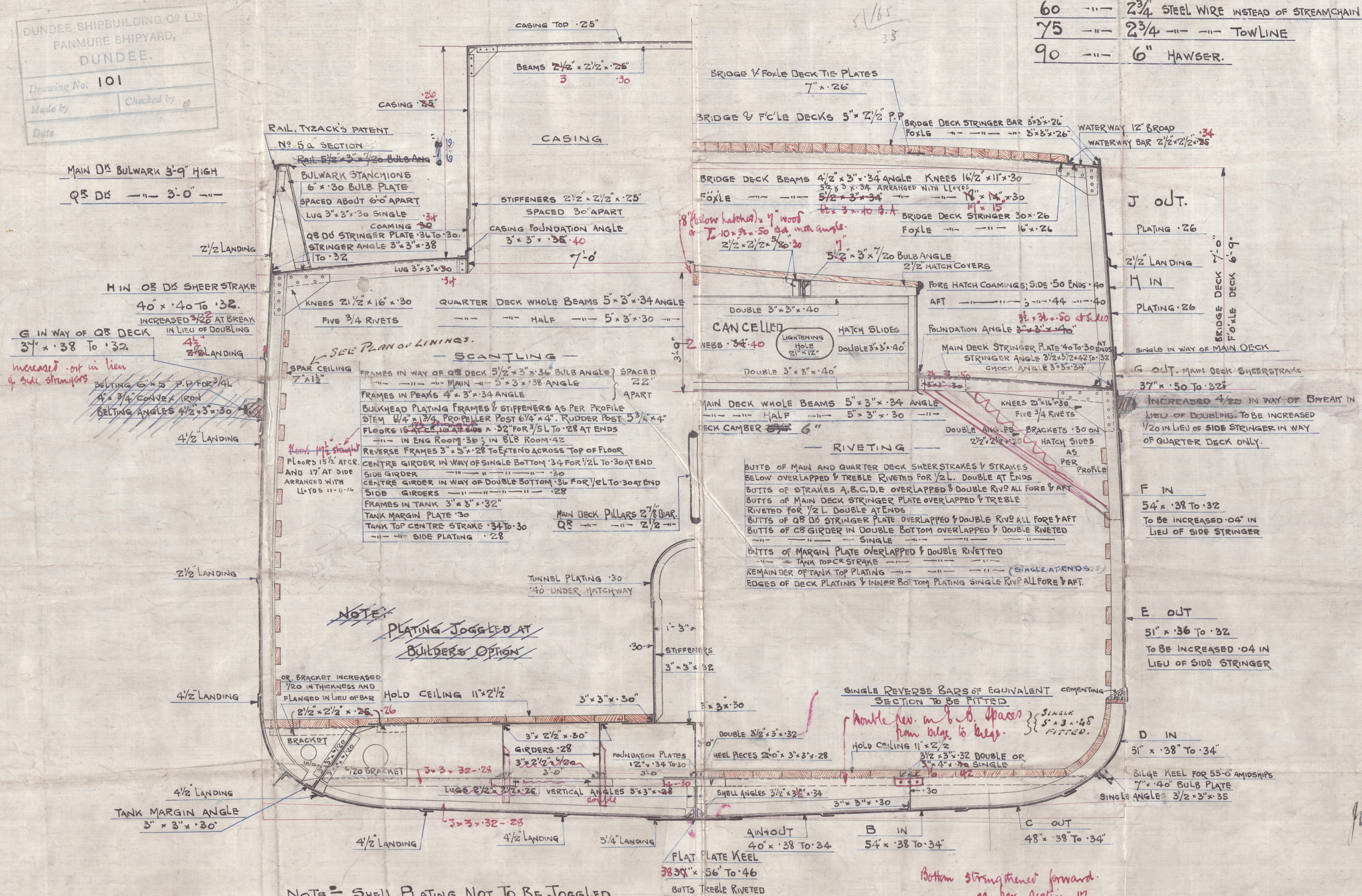
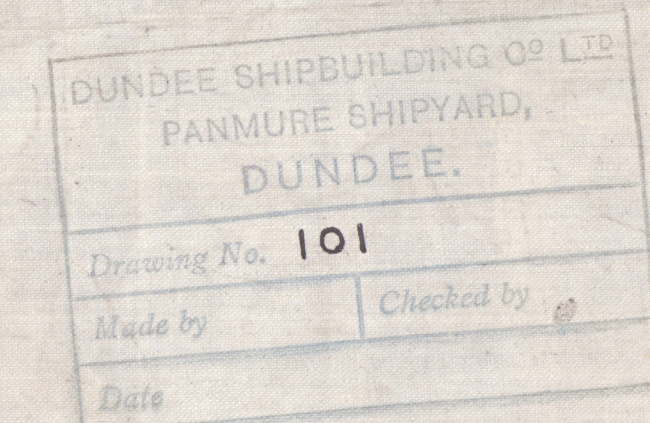
SCALE $\frac{1}{2}" = 1$ FOOT

TO CLASS 100 A1. LLOYDS

LLOYDS NUMERALS		
DEPTH MOULDED MAIN DECK	=	13.41
BREADTH MOULDED	=	27.00
TRANSVERSE NUMERAL	=	40.41
LENGTH B.P.	=	165.00
LONGITUDINAL NUMERAL	=	6667.65
DEPTH "d" TO MAIN DECK	=	12.16
— — — — — QF — — —	=	15.91
L/D TO MAIN DECK	=	12.30
L/D — — — — — QF — — —	=	9.61

— EQUIPMENT NUMER —

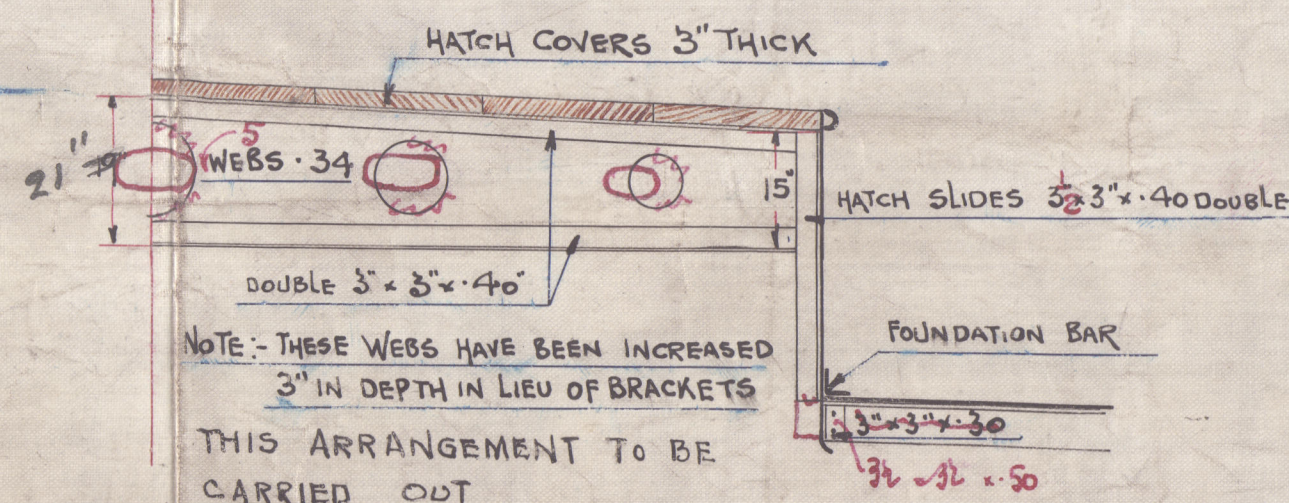
LONGITUDINAL NUMERAL	=	6667.65	6667.65
RAISED QUARTER DECK	$34.5 \times 3/5 =$	317.43	318.04
BRIDGE DECK	$128 \times 7 \times 15 =$	67.23	68.67
FOXLE DECK	$22.45 \times 6.75 \times 15 =$	103.41	118.87
CASING	$31.11 \times 6.66 \times 5 =$	103.50	103.50
EQUIPMENT NR	=	7259.22	38.5
EQUIPMENT	=	38.5 chart House	7315.23
2 BOWER ANCHORS EACH	$12 \frac{1}{2}$ CWT	6 STOCKLESS	
1 ——— ———	$10 \frac{1}{2}$ ———	————	
1 STREAM ———	4 ———	EX. STOCK	
1 KEDGE ———	$1 \frac{3}{4}$ ———	EX. STOCK	
195 FATHOMS	$2 \frac{1}{16}$ STD LINK CHAIN	CABLE	
60 ———	$2 \frac{3}{4}$ STEEL WIRE	INSTEAD OF STREAM CHAIN	
75 ———	$2 \frac{3}{4}$ ——— ———	TOWLINE	
90 ———	6" HAWSER.		



NOTE: SHELL PLATING NOT TO BE JOGGLED

SKETCH SHEWING ALTERNATIVE ARRANGEMENT OF WEBS

WITH COVERS LAID FORE & AFT.



NOTE:- THESE WEBS HAVE BEEN INCREASE
3" IN DEPTH IN LIEU OF BRACKETS

THIS ARRANGEMENT TO BE
CARRIED OUT




MIDSHIP SECTION

DUNDEE S.B.C. LTD

Nº 274

S.S. "LADY DOROTHY"

DUN. RPT. Nº 7933



© 2020

Lloyd's Register
Foundation

002151-002156-0049