

DUNDEE SHIPBUILDING CO. LTD.
PANMURE SHIPYARD,
DUNDEE

Drawing No. 102

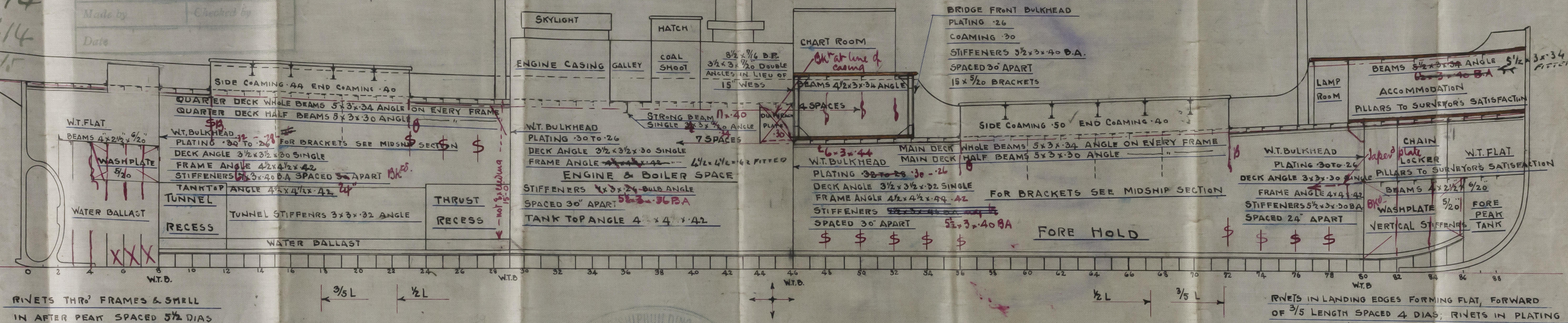
Made by _____ Checked by _____

Date _____

2.7.14
22.7.14
27.4.15

MAST SUPPORTED TO
SURVEYORS SATISFACTION

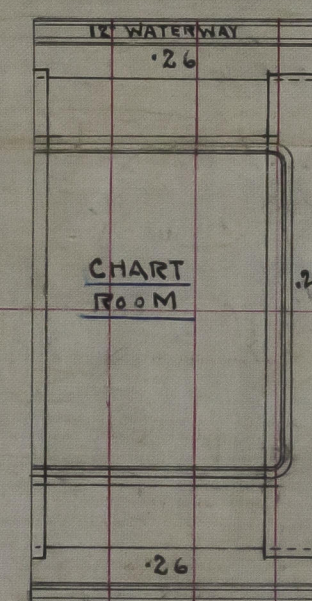
MAST SUPPORTED TO
SURVEYORS SATISFACTION



— S.S. No 274 —
— PROFILE & DECK PLANS —
SCALE 1/8" = 1 FOOT

DIMENSIONS:— 165'-0" B.P. x 27'-0" MLD. x 13'-5" MLD MAIN DECK.

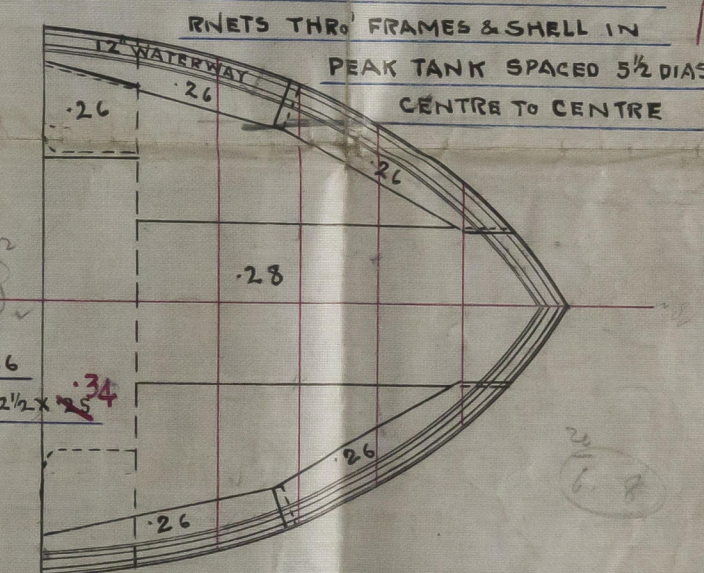
TO CLASS 100 A.I. LLOYDS



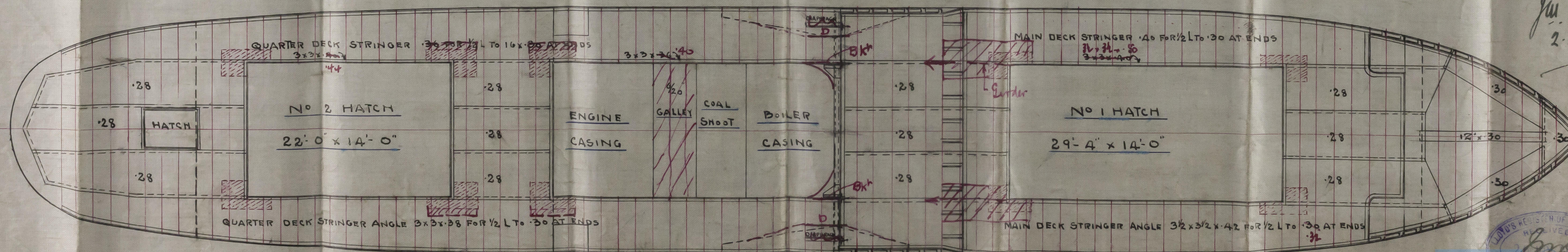
BRIDGE DECK

BRIDGE DECK STRINGER 30x26
" ANGLE 3x3x26
BRIDGE DECK TIE PLATES 7x26
" WATERWAY ANGLES 2 1/2 x 2 1/2 x 25-34

FORECASTLE DECK STRINGER 16x26
" BAR 3x3x26
FORECASTLE DECK WATERWAY ANGLES 2 1/2 x 2 1/2 x 34



FORE DECK



PROFILE YDECK PLAN

DUNDEE S.B.C. LTD

Nº 274

"S.S. LADY DOROTHY"

DUN. RPT Nº 7933.

RECEIVED
20 JUL 1914

27 JUL 1914

© 2020

Lloyd's Register
Foundation

002151-002156-0048