


4/1/34
28/2/34 (not 1964 1994 1997 1980)

PROFILE & DECK PLANS.

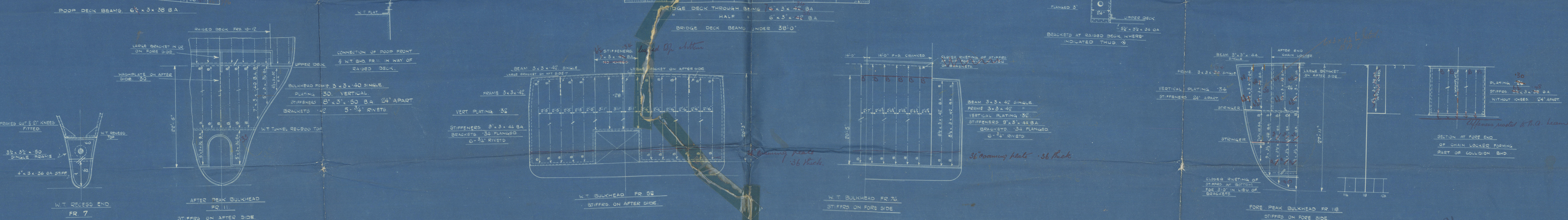
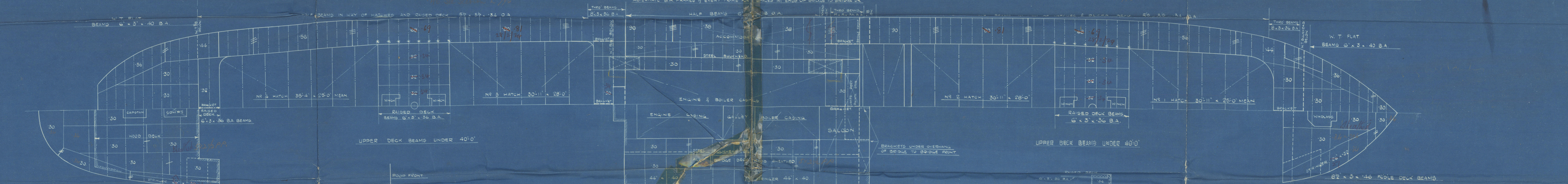
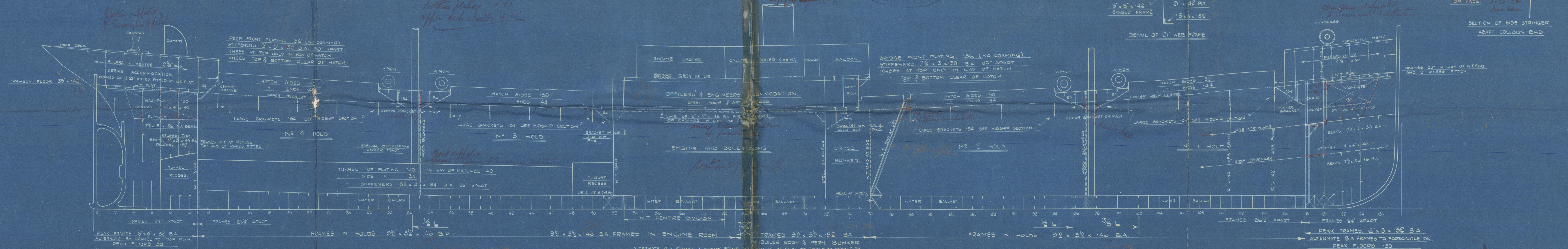


STEEL SCREW STEAMER.
DIMENSIONS: LENGTH B.P. 280' BREADTH MLD 41'3". DEPTH MLD 22'3".

SCALE: 1" = 8' FOOT.
TO CLASS 100 A.M.T. LLOYDS.



In unsheltered class the following measures to the plan are given in the plan must be required:

Main frames +01"
Bottom plating +01"
Upper deck walls +01"



SMITH'S DOCK CO. L^d

SOUTH BANK.

PROPOSED SELF TRIMMING COLLIER

S/S 280'-0" x 41'-0" x 22'-3"

PROFILE & DECK PLAN.

No 796-9 - 797-800.

No 796 S.S. Stelling
MDB. RPT. No. 12028.
(Freeboard)

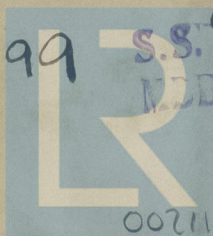
* No 796. S.S. Stelling.
MDB. RPT. No. 12049
(F.E.).

797 S.S. Hartler
MDB. RPT. No. 12076

799 S.S. Elterwater
MDB. RPT. No. 12161
(Freeboard)

800 S.S. Hauserley
MDB. RPT. No. 12188.

799 S.S. Elterwater
MDB. RPT. No. 12139



Lloyd's Register
Foundation

002119-000126-0059