

23.2.04

No 256  
Midship Section

Numerals

1/2 Girth ----- 29.66  
1/2 Breadth ----- 16.16  
Depth ----- 15.91

$$\frac{61.73}{\text{P.N.}} \times 198.84 = \frac{12274.39}{\text{P.N.}}$$

Dimensions 200'-0" x 32'-6" 6"H x 15'-3" Moulded

Scale = 1/2" = one foot

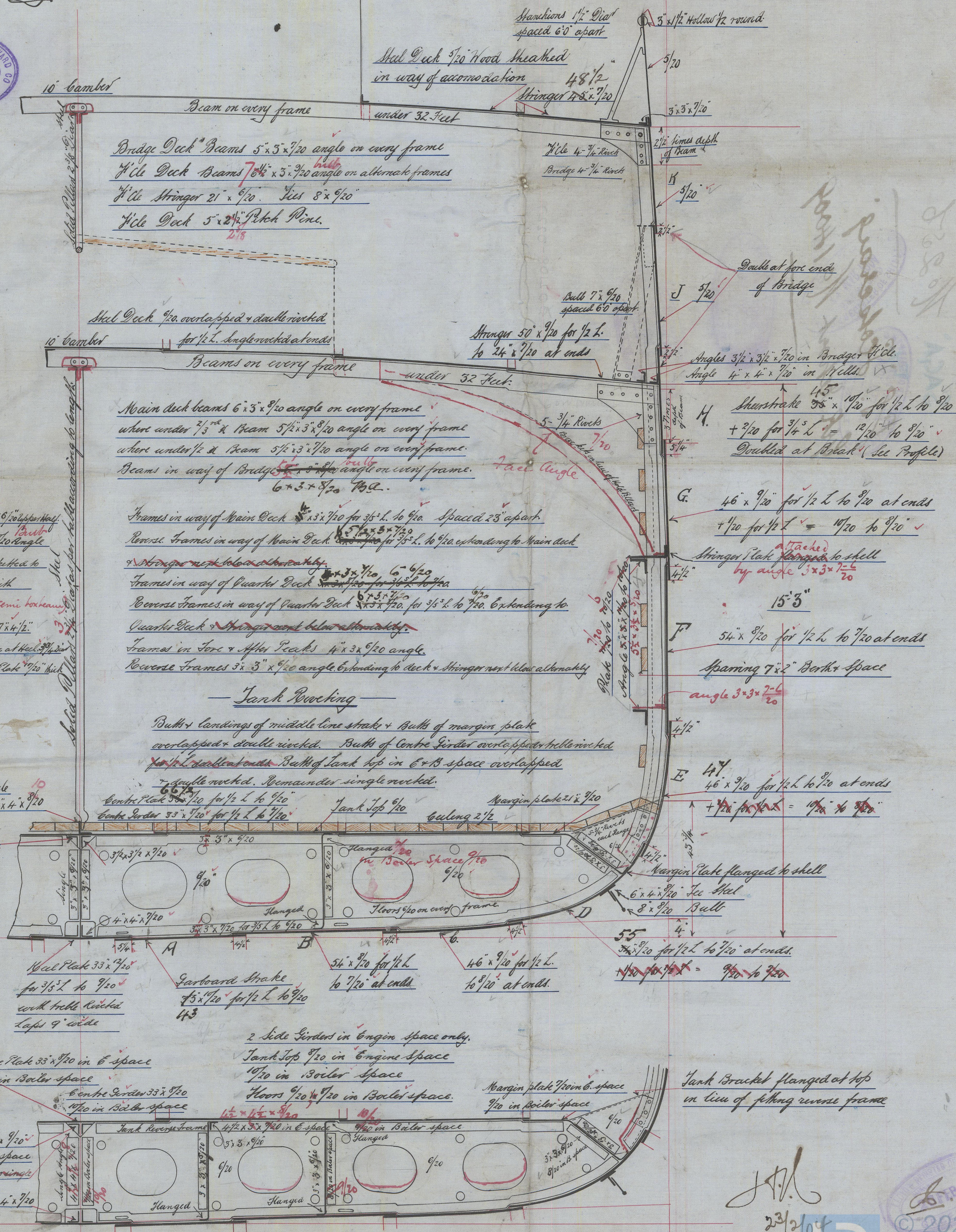
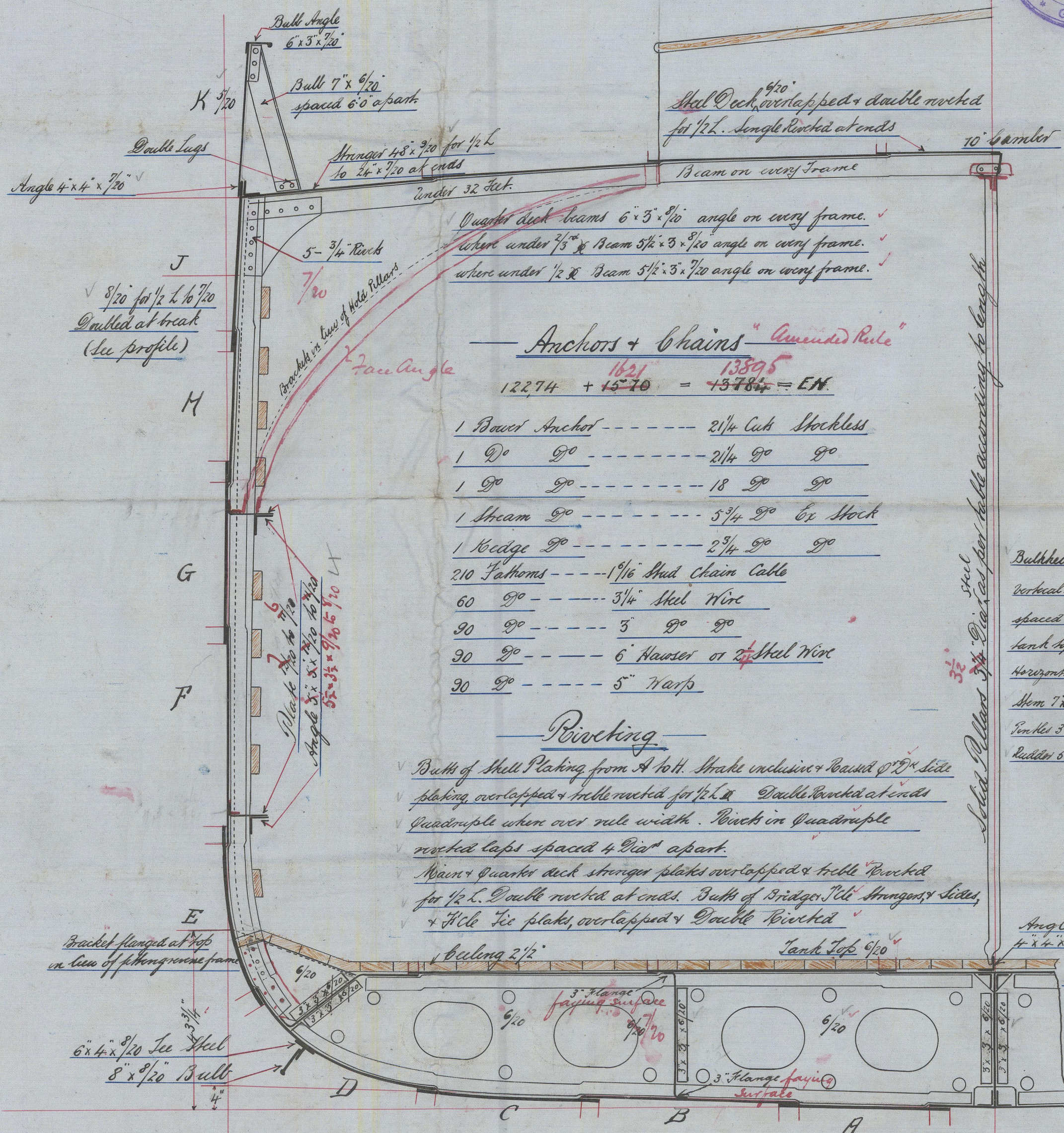

To class 100 A1. At Lloyd's  
Special Survey

Proportions

Breadths in Length ----- 6.15

Depths in Length ----- 12.49

Section in way of Quarter Deck



The rivets in the landing edges of the plating forming the flat of the bottom before the 3/5" L. to be spaced not more than 4 diameters apart. The rivets in the plating frames in way of the same to be spaced not more than 5 1/2 diameters apart. Between the collision bulkhead and the 3/5" L. to forward the frames to be doubled from Margin plate to Margin plate. The two strakes of outside plating next the foreboard to have the midship thickness maintained forward to the collision bulkhead + additional in keelson + keelson.

23/2/04



Whitship Section

Growth of the S Y Co

SAGA No 256

S. S. Scott Craig  
Growth report No 14009



© 2020

Lloyd's Register  
Foundation

002101 - 002108 - 0227