

J. H. Laidman
Manager, Woolston Works.

— N^o 424 — — MIDSHIP SECTION —

— STEEL SCREW TUG —

DIMENSIONS 75'-0" x 18'-0" x 8'-10 1/2" MLD
PER RULE 74.1 x 18.0 x 9.25

— NUMERALS —

1/2 GIRTH	16.1
1/2 BREADTH	9.0
DEPTH	9.25
	34.35 = 1 ST N ^o
	74.1
	2545.33 = 2 ND N ^o

CLASS 100 A.I. TOWING PURPOSES

SCALE 1/2" = ONE FOOT

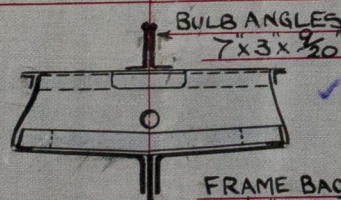
PROPORTIONS

B.TOL	4.1
D.TOL	8.0

— EQUIPMENT —

2 BOWERS (EX STOCK)	3 1/2 CWT
1 STREAM (EX STOCK)	3/4 DP
1 KEDGE	1/2 DP
120 FATHOMS	1 1/16" CHAIN CABLE
45 "	8/16" STREAM CHAIN
75 "	5 1/2" TOWLINE
90 "	3" HAWSER

SECTION CENTRE KEELSON
FOR² AND AFT OF E & B SPACE



FRAME BACK BARS
3'-0" FOR 3/4 L.

CENTRE KEELSON
ANGLES 4 x 3 x 3/20 THROUGHOUT
INTERCOSTAL 5/20 IN E & B SPACE

KEELSON
5 x 4 x 3/20
LUG 5 x 2 1/2 x 7/20

PILLARS 2 3/8

IRON CHEQUERED PLATE DECK 1/4"
BEAMS 4 x 2 1/2 x 9/20 EVERY FRAME
FRAMES 2 1/2 x 2 1/2 x 5/20 SPACED 20"

REVERSE FRAMES 2 1/4 x 2 1/4 x 5/20 TO UPPER TURN OF BILGE

DOUBLE IN ENGINE & BOILER SPACE

FLOORS 13 1/2 x 5/20 IN ENGINE SPACE 5/20 IN BOILER SPACE 7/20

BULKHEADS 5/20 STIFFENERS 2 1/2 x 2 1/2 x 5/20 SPACED 30V + 48 H

KEEL 6 x 1 1/8" STEM 6 x 1 1/8" STERN FRAME 5 1/4 x 2 1/4"

RUDDER HEAD 3 1/2" PINTLES 2 MAIN PIECE 2 1/4" PLATE 15/20

ENGINE & BOILER SEAT ANGLES 3 x 3 x 6/20

BUNKERS 3/16" STIFFENERS 2 1/4 x 2 1/4 x 5/20

STRINGER PLATE
20 x 3/20
STRINGER ANGLE
3 x 3 x 8/20

BULB ANGLE 5 x 3"

1'-0"

6 x 6" WOOD RUBBER

1'-0"

0'-0"

0'-0"

0'-0"

0'-0"

0'-0"

0'-0"

0'-0"

0'-0"

0'-0"

0'-0"

0'-0"

0'-0"

0'-0"

0'-0"

0'-0"

0'-0"

0'-0"

0'-0"

0'-0"

0'-0"

0'-0"

0'-0"

0'-0"

0'-0"

0'-0"

0'-0"

0'-0"

0'-0"

0'-0"

0'-0"

0'-0"

0'-0"

0'-0"

0'-0"

0'-0"

0'-0"

0'-0"

SKETCH SHEWING
N^o OF RIVETS IN FORE &
AFT FLANGE OF
KEELSON LUGS
5 x 4 x 3/20 KEELSON

5/20

5/20

5/20

5/20

5/20

5/20

5/20

5/20

5/20

5/20

5/20

5/20

5/20

5/20

5/20

5/20

5/20

5/20

5/20

5/20

5/20

5/20

5/20

5/20

5/20

5/20

5/20

5/20

5/20

5/20

5/20

5/20



— RIVETING —

BUTTSTRAPS OF SHEERSTRAKE
DECK STRINGER ONE BILGE STRAKE
FOR 2 L TO BE 20" THICKER & DOUBLE RIVTD.
RIVETS THRO. FRAMES & FLOORS BOILER
SPACE 3/4" PITCH 5 1/4" ELSEWHERE 5/8" PITCH 4 1/2"
RIVETS THRO. SIDE & BILGE KEELSON 3/4"
RIVETS THRO. SHEERSTRAKE 5/8" REMAINDER
OF SHELL 5/8"

2Q2

J.H.L.
15/6/05




© 2013/6/05
Lloyd's Register
Foundation

002094-002100-0169


Poderoso

Com. 5999



RETAIN

RETAIN




NUMERALS
161
9.2
0.25
34.32 = 12.12
254.23 = 99.12

SCALE 2 = ONE FOOT

CLASS 100A TOWING PURPOSES

DIMENSIONS 25' 0" x 18' 0" x 10' 0"

PER RULE 741 x 180 x 925



SECTION CENTRE LINE

1. STEAM (X STOCK) 15.00

2. STEAM (X STOCK) 15.00

3. KEDGE 12.00

4. CHAIN CABLE 15.00

5. STEAM CHAIN 15.00

6. TOWLINE 15.00

7. HAWSE 15.00

9610-001200-002100-0169



© 2020
Lloyd's Register
Foundation