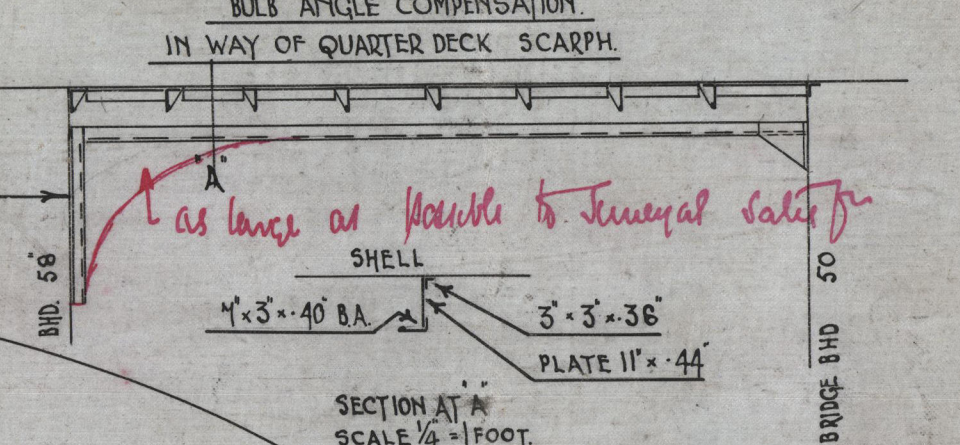
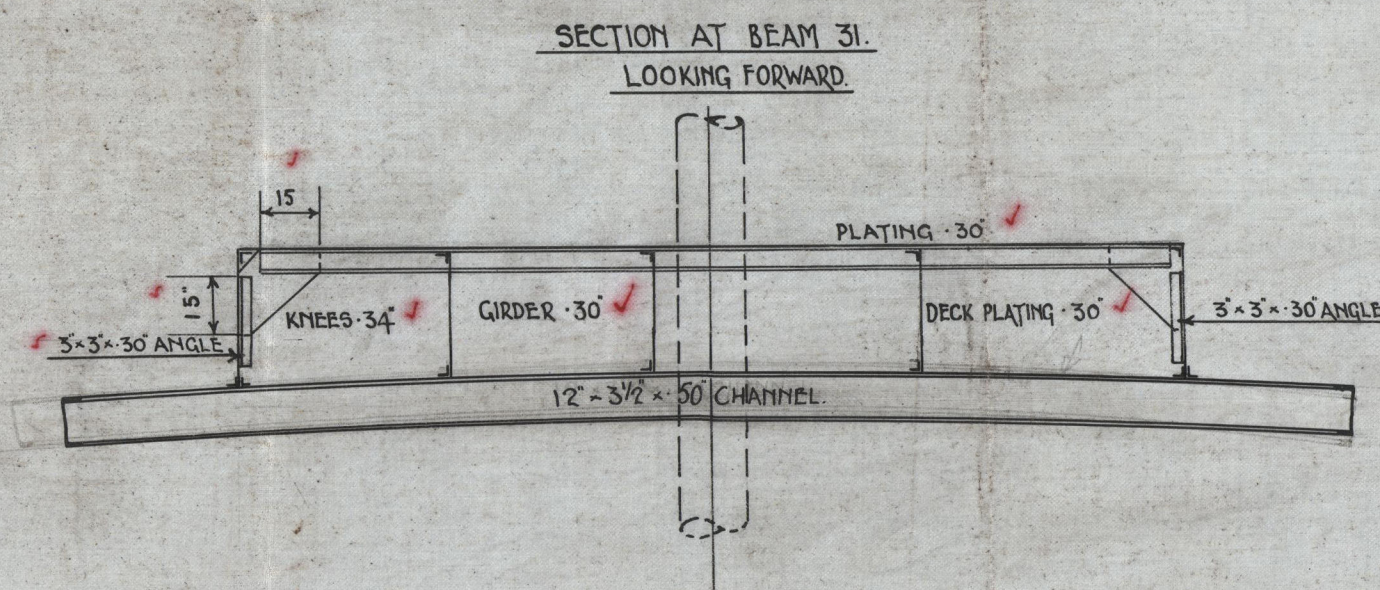


PROFILE & DECK PLAN S.S. N<sup>o</sup>s 271 & 272. (EXACT DUPLICATES OF S.S. N<sup>o</sup>s 265, 266 & 267)

SCALE 1/4" = 1 FOOT

220' x 34' x 15'-6" MOULDED.

TO CLASS 100A1 AND TO BE BUILT UNDER SPECIAL SURVEY



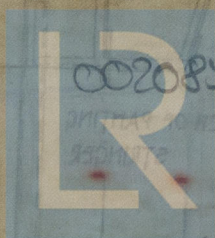
APPROVED  
LLOYD'S REGISTER OF SHIPPING

APPROVED  
LLOYD'S REGISTER OF SHIPPING



1/2 - "Joeh Rose"

Gullerton + Co  
271



© 2021

002085-002093-0277

Lloyd's Register  
Foundation