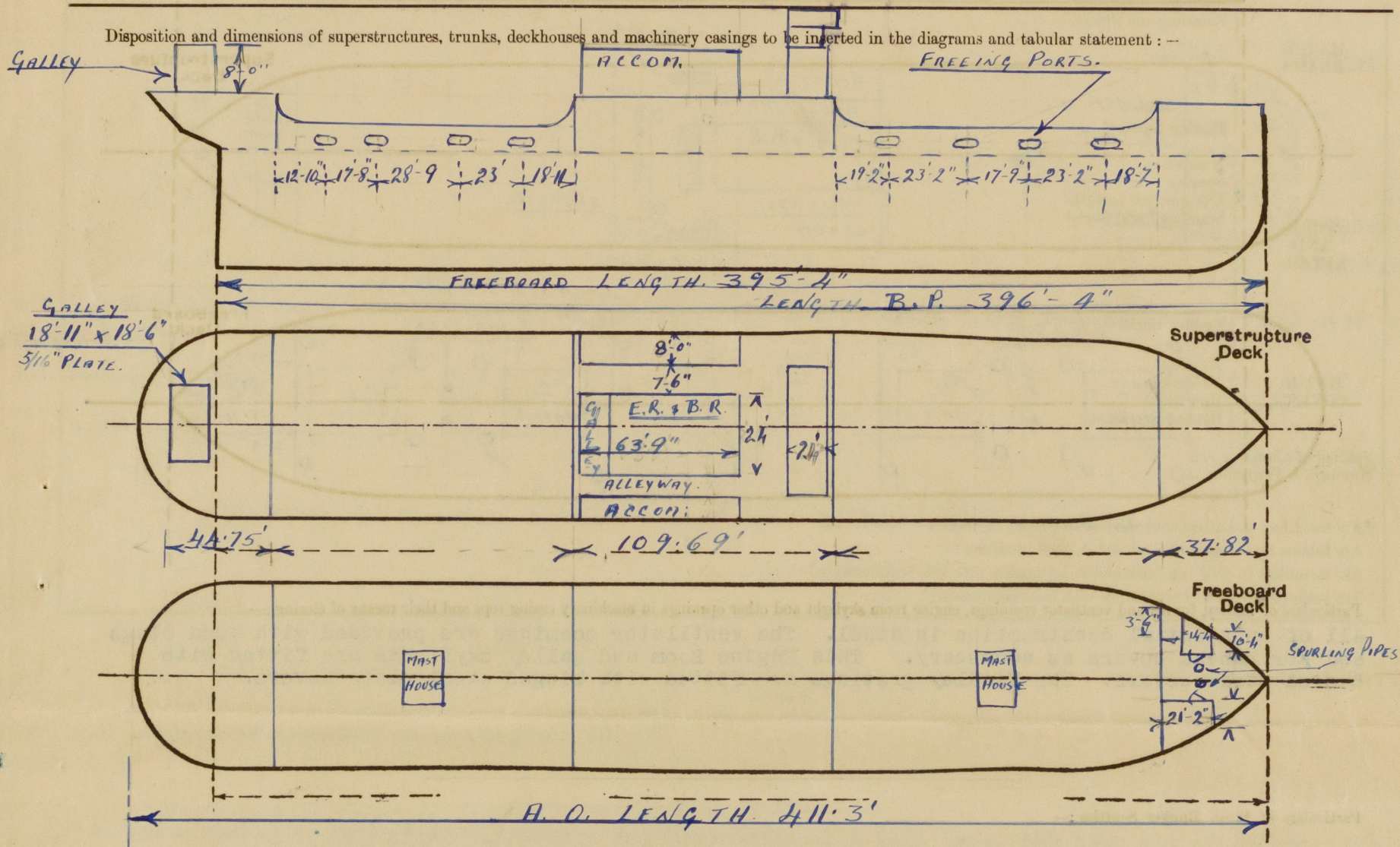


Lloyd's Register of Shipping.

SURVEYS FOR FREEBOARD.

(CONDITIONS OF ASSIGNMENT.)

 Index No. _____
 (For London Office only).
Ship's Name S.S. "FAKIRA"Port of Survey COLOMBOOfficial Number 191024Surveyor's Signature T.H. NoelNationality and Port of Registry PAKISTANI KARACHIDate of Survey 19th, 19th and 20th August, 1950.

Particulars of Superstructures, Trunks, Casings, Deckhouses.

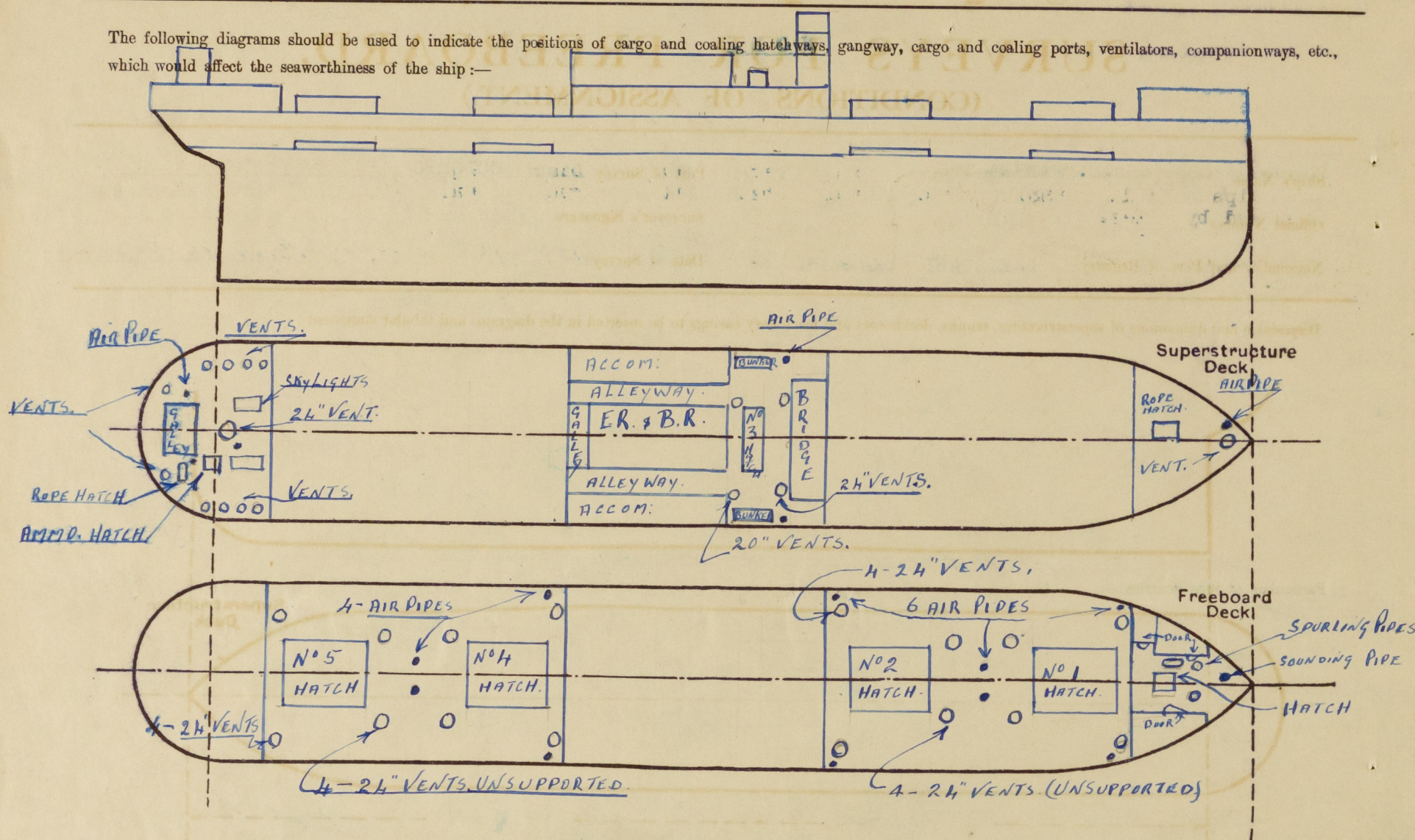
	Coaming	Plating	Stiffeners	Spacing	End Attachments of Stiffeners	Size of Openings (2)	Height of Sills	Height of Casings
Poop Bulkhead50" ✓	.38" ✓	6"x3"x.44Ls	36" ✓	Brackets T&B	26" x 56" ✓	18" ✓	8'-0" ✓
Raised Quarter Deck Bulkhead ...	-	-	-	-	-	-	-	-
Bridge, After Bulkhead38" ✓	.32" ✓	6"x2"x.44Ls	36" ✓	upper end Brackets	(2) 26" x 56" ✓	18" ✓	8'-0" ✓
Bridge, Forward Bulkhead44" ✓	.38" ✓	10"x3½"x.44 s	24" ✓	Brackets T&B	46"x62" ✓	13½" ✓	8'-0" ✓
Forecastle Bulkhead38" ✓	.32" ✓	4½"x2"x.32Ls	36" ✓	Brackets T&B	open	-	8'-0" ✓
Trunk, Aft ...								
Trunk, Forward ...								
Exposed Machinery Casings on Freeboard or Raised Quarter Decks31" ✓	.28" ✓	3½"x2½"x.16Ls	30" ✓	NIL	(8) 26"x60" ✓	15½" ✓	90" ✓
Exposed Machinery Casings on Superstructure Decks ...								
Machinery Casings within Superstructures not fitted with Class I Closing Appliances ...								
Deckhouses on Flush Deck Ships ...								

Particulars of Closing Appliances (state if capable of being manipulated from both sides).

Poop Bulkhead ...	2 Hinged water-tight steel doors with Dogs 26"pitch, Manipulated both sides ✓
Raised Quarter Deck Bulkhead ...	-NIL-
Bridge, After Bulkhead ...	2 Hinged water-tight steel doors with Dogs 26"pitch, Manipulated both sides ✓
Bridge, Forward Bulkhead ...	2 Hinged water-tight steel doors with dogs 12"pitch, Manipulated both sides ✓
Forecastle Bulkhead ...	-NIL- open.
Exposed Machinery Casings on Freeboard or Raised Quarter Decks ...	-NIL-
Exposed Machinery Casings on Superstructure Decks ...	Hinged steel doors with Mortice Locks. Manipulated both sides ✓
Machinery Casings within Superstructures not fitted with Class I Closing Appliances ...	-NIL-
Deckhouses on Flush Deck Ships ...	-NIL-

PARTICULARS OF PROTECTION TO OPENINGS, ETC.

The following diagrams should be used to indicate the positions of cargo and coaling hatchways, gangway, cargo and coaling ports, ventilators, companionways, etc., which would affect the seaworthiness of the ship :-



Particulars of fiddle, funnel and ventilator coamings, engine room skylight and other openings in machinery casing tops and their means of closing :-

All of substantial construction in steel. The ventilator coamings are provided with wood plugs and/or canvas covers as necessary. This Engine Room and galley skylights are fitted with hinged steel covers. The Fiddle gratings are fitted with hinged steel plate covers.

Particulars of Flush Bunker Scuttles :-

- N I L -

Particulars of Companionways :- One companionway, within midships galley leading to the Starboard side of Bridge space. It is fitted with a 2" hardwood door complete with lock manipulated from both sides. The sill is 13" high.

Particulars of Ventilators in exposed positions on freeboard and superstructure decks :-

Freeboard Decks-Fore Deck - 2 ventilators to No.1 Lower Hold 24" dia x 5/16" x 16'-6" high supported
 2 " " No.1 Tween Deck 24" dia x 5/16" x 5'-6" high unsupported
 2 " " No.2 Lower Hold 24" " x 5/16" x 14'-6" high supported
After Deck - 2 " " No.2 Tween Deck 24" " x 5/16" x 5'-6" high unsupported
 2 " " No.4 Lower Hold 24" " x 5/16" x 17'-6" high supported
 2 " " No.4 Tween Deck 24" " x 5/16" x 5'-0" high unsupported
 2 " " No.5 Lower Hold 24" " x 5/16" x 10'-6" high supported
Superstructure Decks-Bridge Deck - 2 " " No.5 Tween Deck 24" " x 5/16" x 5'-0" high unsupported
 2 " " No.3 Lower Hold 24" " x 5/16" x 15'-0" high supported
Poop Deck 8 " " No.3 Tween Deck 20" " x 5/16" x 8'-6" high supported
 2 " " accommodation 9 1/2" dia x 14" high x 5/16" plate
 1 " " " 8 1/2" " x 30" " x 1/4" " " unsupported
 1 " " " 8" " x 70" " x 1/4" " " unsupported
 1 " " " 24" " x 28" " x 1/4" " " unsupported
Forecastle Deck - 1 Ventilator to Peak Spaces 11 1/2" dia x 32" high x 1/4" plate
 All ventilators supplied with wooden plugs and canvas covers.

Particulars of Air Pipes in exposed positions on freeboard, raised quarter, or superstructure decks :-

Freeboard Decks -Fore Deck - 4 - 4 1/2" Diam. with goose neck 42" high
 2 - 5" " " " " 42" "
 1 - 2 1/2" " " " " " 42" "
After Deck - 4 - 4 1/2" " " " " " 42" "
Superstructure Decks -Forecastle Deck - 1 - 5" Diam. air pipe with Goose neck 32" high
 2 - 5" " " " " " 32" "
Bridge Deck 2 - 4 1/2" " " " " " 32" "
Poop Deck 1 - 4 1/2" " " " " " 32" "
 1 - 4 1/2" " " " " " 40" "
 All air pipes supplied with wooden plugs.

Particulars of Gangway Cargo and Coaling Ports :-

NONE

Particulars of Scuppers and Sanitary Discharge Pipes :- No scupper or sanitary Discharge pipes below Freeboard Deck All ships side discharge valve chests of substantial construction and fitted with dorm valves as required by Rules.

At After end of Fore Deck there is one 10" diameter Collinson Type scupper, each Port and Starboard side.

Particulars of Side Scuttles :- All of substantial construction and of brass frame complete with hinged dead lights.

Vertical distance of Sill of lowest Side Scuttle above top of keel 40'-0"

Particulars of Guard Rails :- On Forecastle, Bridge and Poop Decks of 2 Rail type, 42" high all of substantial construction.

Particulars of Gangways, Lifelines, etc. :- Life Lines may be rigged on the For'd and After Wells when required

Ventilators on Engine Room Decking.

Particulars of Freeing Arrangements.						
	Length of Bulwark	Height of Bulwark	Size of Freeing Ports	Number each side	Area each side	Rule area each side
After Well ...	101'-2"	48"	44" x 18 1/2"	4	20.57 sq.ft.	20.34 sq.ft.
Forward Well ...	101'-10"	48"	44" x 18 1/2"	4	20.57 sq.ft.	20.34 sq.ft.

State position of each freeing port ... (After Well :- From For'd 18'-7"; 23'-2"; 17'-9"; 23'-2" centres
 (F. and A. position and height above deck edge) Forward Well :- " " 18'-4"; 23'-0"; 28'-9"; 17'-8" centres
 Height above deck edge 13 1/2"

State whether the freeing ports are fitted with shutters, bars, or rails, and give particulars of such :- 3 vertical bars

Additional area where sheer is less than standard Note:- On the Fore Deck there are also, 3 scupper holes each P & S sides through the gunwale bar, each 5 1/2" x 3 1/2". Also at after end 1 Collinson Type scupper, each P & S, 10" in diameter.

On the After Deck there are also 3 scupper holes each P & S sides through the gunwale bar, each 5 1/2" x 3 1/2"

PARTICULARS OF PROTECTION TO OPENINGS, ETC.

HATCHWAYS ON FREEBOARD AND SUPERSTRUCTURE DECKS.										
(Exposed on Freeboard Deck)						On FreeBd. Deck with- (Exposed on Sup st . Deck) in Superstructures				
Description of Hatchway	No.1	No.2	No.4	No.5	No.3	Side Bunker(2)	Saddle Back	Fore Peak	No.3 Bridge Space	
Dimensions of Hatchway	31.3x17.6	31.3x17.6	31.3x17.6	31.3x17.6	10.3x17.6	2.6x7.7	17.7x 4.0	29" x28"	10.3'x17.6"	
COAMINGS	Height above Deck ... 36"-30" 36"-30" 36"-30" 36"-30" 30"-23" 25" 18" 21" 4" Thickness5" .5" .5" .5" .5" .5" .38" .31" - Sides5" .5" .5" .5" .5" .5" .38" .31" - Ends5" .5" .5" .5" .5" .5" .38" .31" - Stiffeners channels ... 7"x4"x.44 7"x4"x.44 7"x4"x.44 7"x4"x.44 Nil Nil Nil Nil - Brackets, Stays 2. each .44plate .44plate .44plate .44plate Nil Nil Nil Nil - side									
HATCH BEAMS	Number ... 6 6 6 6 2 2 2 2 2 2 Spacing ... 54" 54" 54" 54" 41 1/2" Nil Nil Nil 41 1/2" Scantling and Sketch ... as for as for as for as for as for Nil Nil Nil as for 4"x3"x.5" 14 3/4" No.1 No.1 No.1 No.1 No.1 .44" 3" 3" 3" 3" 3" 4"x3"x.44" Bearing Surface ... 3" 3" 3" 3" 3" 3"									
FORE AND AFTERS	Number ... NONE Spacing ... NONE Unsupported Lengths ... NONE Scantling* and Sketch ... NONE Bearing Surface ... NONE									
HATCH COVERS	Material ... Pine Pine Pine Pine Pine Pine Pine Pine Pine Pine Thickness ... 2 3/4" 2 3/4" 2 3/4" 2 3/4" 2 3/4" 2 3/4" 2 1/2" 2 1/2" 2 1/2" How fitted ... F & A F & A F & A F & A F & A THWSHIPS F & A F & A F & A Bearing Surface ... 2 1/2" 2 1/2" 2 1/2" 2 1/2" 2 1/2" 2 1/2" 2 1/2" 2 1/2" 2 1/2"									
Spacing of Cleats	26" 24	26" 24	26" 24	26" 24	26" 24	26" 24	26" 24	26" 24	26" 24	Nil
Number of Tarpaulins	3	3	3	3	3	3	2	2	1	

*Are wood fore and afters steel shod at all bearing surfaces? -
 Are battens and wedges efficient and in good condition? Yes
 Are tarpaulins in good condition and in accordance with rule requirements? Yes
 Are lashings provided in accordance with rule requirements? Yes

Particulars of any special features:— On the Poop Deck - There is an Ammunition hatchway 29 1/2"x29 1/2"x19" High x 5/16" Plate fitted with a hinged steel watertight lid complete with toggles.
 There is one rope hatch on the Portside 2'-6"x1'-6"x6" high x 5/16" plate fitted with a hinged steel watertight lid complete with toggles.
 The leads for the emergency steering wires are of heavy brass construction fitted with screwed caps.
 There are two skylights 5'-0"x2'-0 1/2"x15" high x 1/4" steel plate complete with hinged steel covers and internal securing clamps.
 Within Poop Space - Within Poop the Tunnel Escape Trunkway is fitted with a hinged steel door, sill 18". This escape also connects with the 24" ventilator on the Poop Deck as note previously
 On Forecastle Deck- There is one rope hatch on the Port Side 2'-0"x2'-0"x15" high x 6/16" plate fitted with a hinged steel watertight cover complete with toggles.
 Within Forecastle - The Chain Locker hatch is 1'-11"x 1'-3"x4" coaming x 5/16" plate fitted with a hinged steel watertight cover complete with toggles.

Endorsement at first survey and at surveys for renewal of Certificate:—

The fittings and appliances are in accordance with the particulars shown on this form (or as now modified) and are in good condition.

Ventilators on Engine Room Casing.

2 - 36" Dia x 8'-0" high x 1/4" plate to Boiler Room
 4 - 24" " x 5'-0" " x 1/4" " " Engine Room
 14 - 12" " x 18" " x 1/4" " " Accommodation
 2 - 12" " x 18" " x 1/4" " " Bridge Space

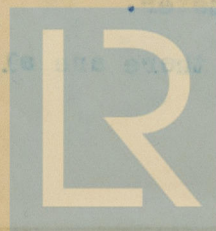
Bulkheads of Superstructures:-

In the Bridge After Bulkhead are fitted 4 - 13 1/2" ports complete with hinged Dead Lights. Height of lower sill above Freeboard Deck 56".
 In the Poop Bulkhead there are 5 ports as above

Within Forecastle Space:-

The Store Rooms within this space are constructed of steel and fitted with hinged W/T steel doors 27" x 60" high x 18" sill

T.A. Noel



© 2021

Lloyd's Register Foundation