

PROFILE & DECK PLANS.


SS No 296

LENGTH 480-0 BREADTH MLD 47-0 DEPTH MLD 26-3

SCALE 1/4" = 1 FT

TO CLASS 100 A.I. AT LLOYDS


This Plan as Ship is Built



Nº 296.


PROFILE & DECK. (AS BUILT)

The Clyde S B & Eng Co.



S. J. Montoro

Greenock Report No 1663.



© 2

Lloyd's Register
Foundation

002051-002061-0179

Profile & Deck Plans 22 Sde