

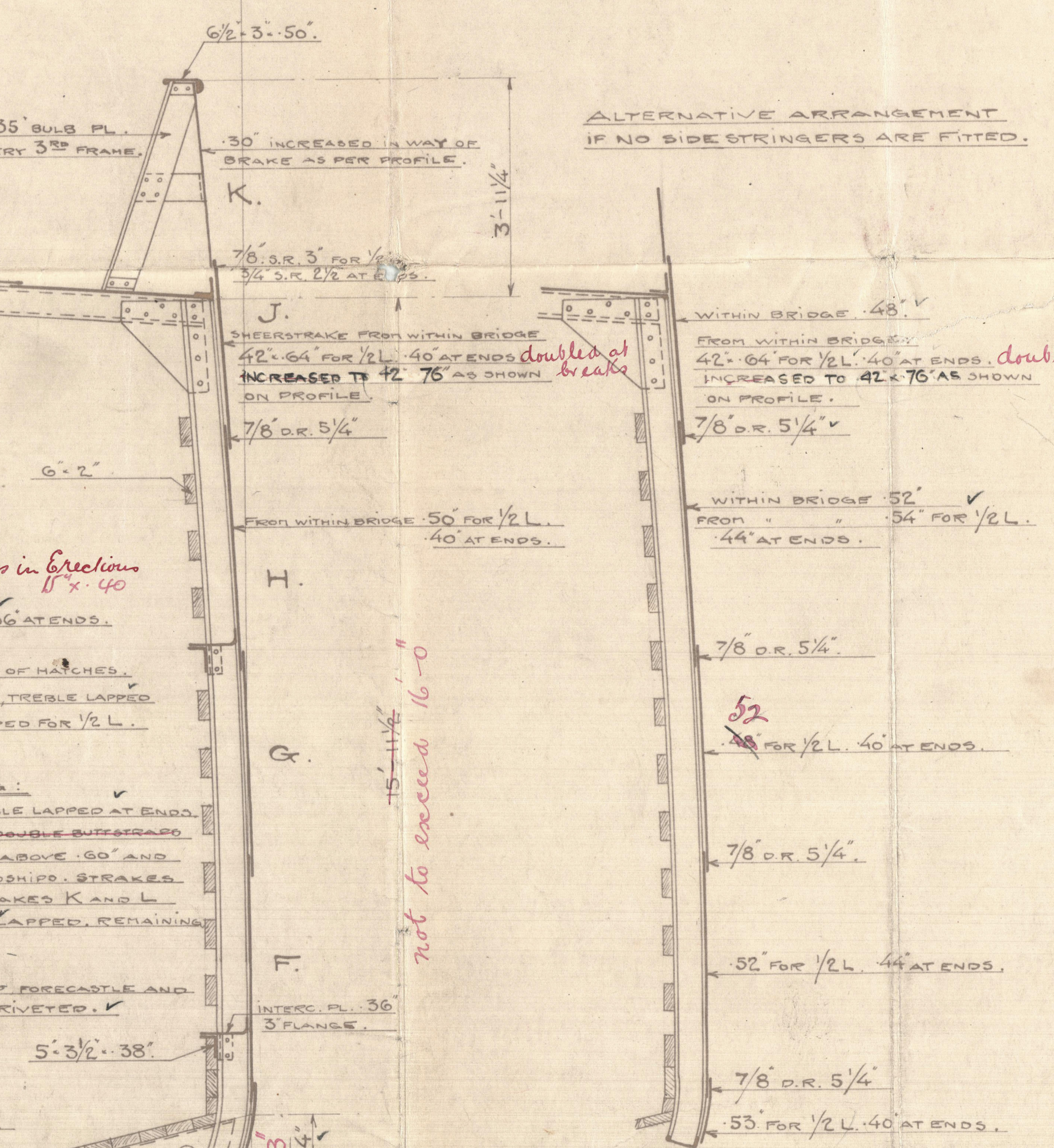
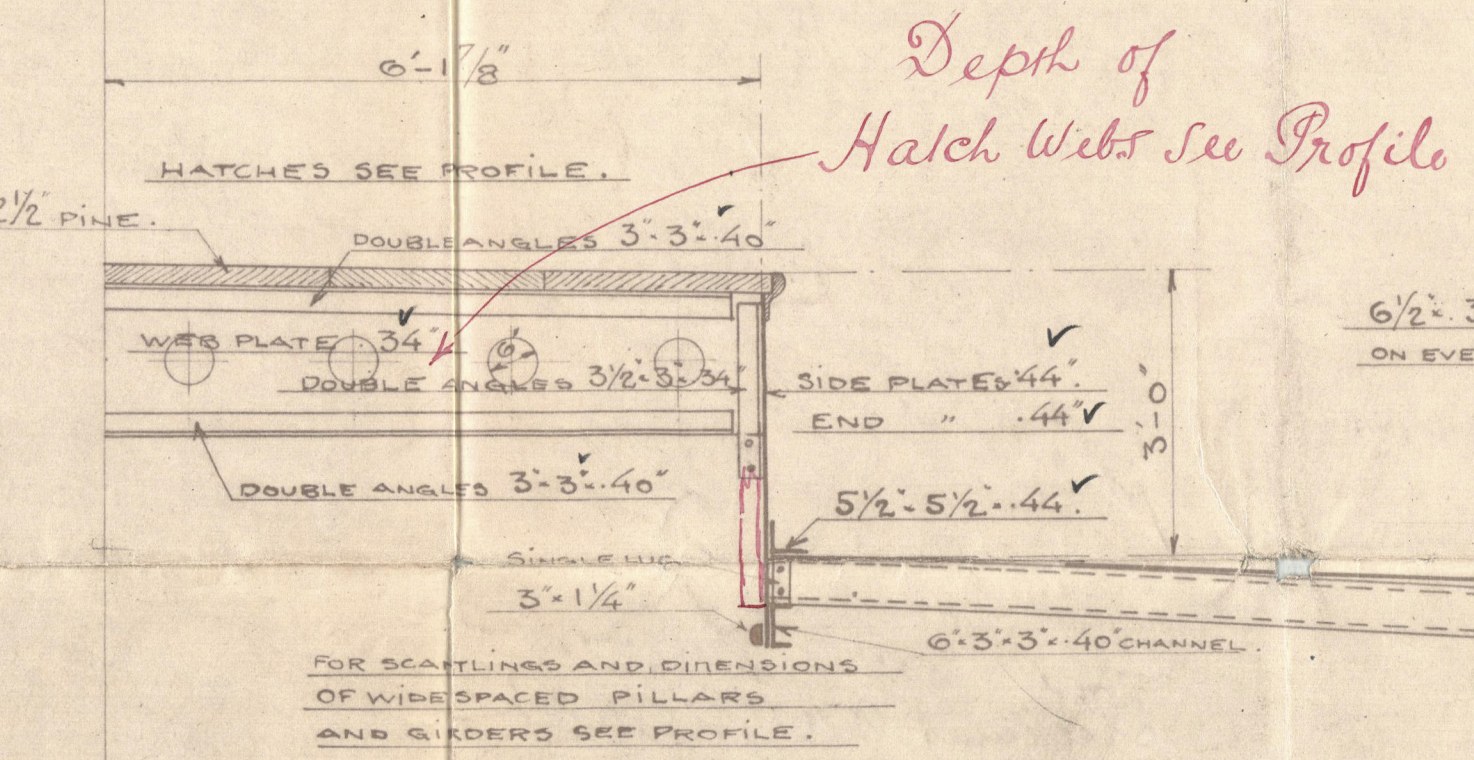
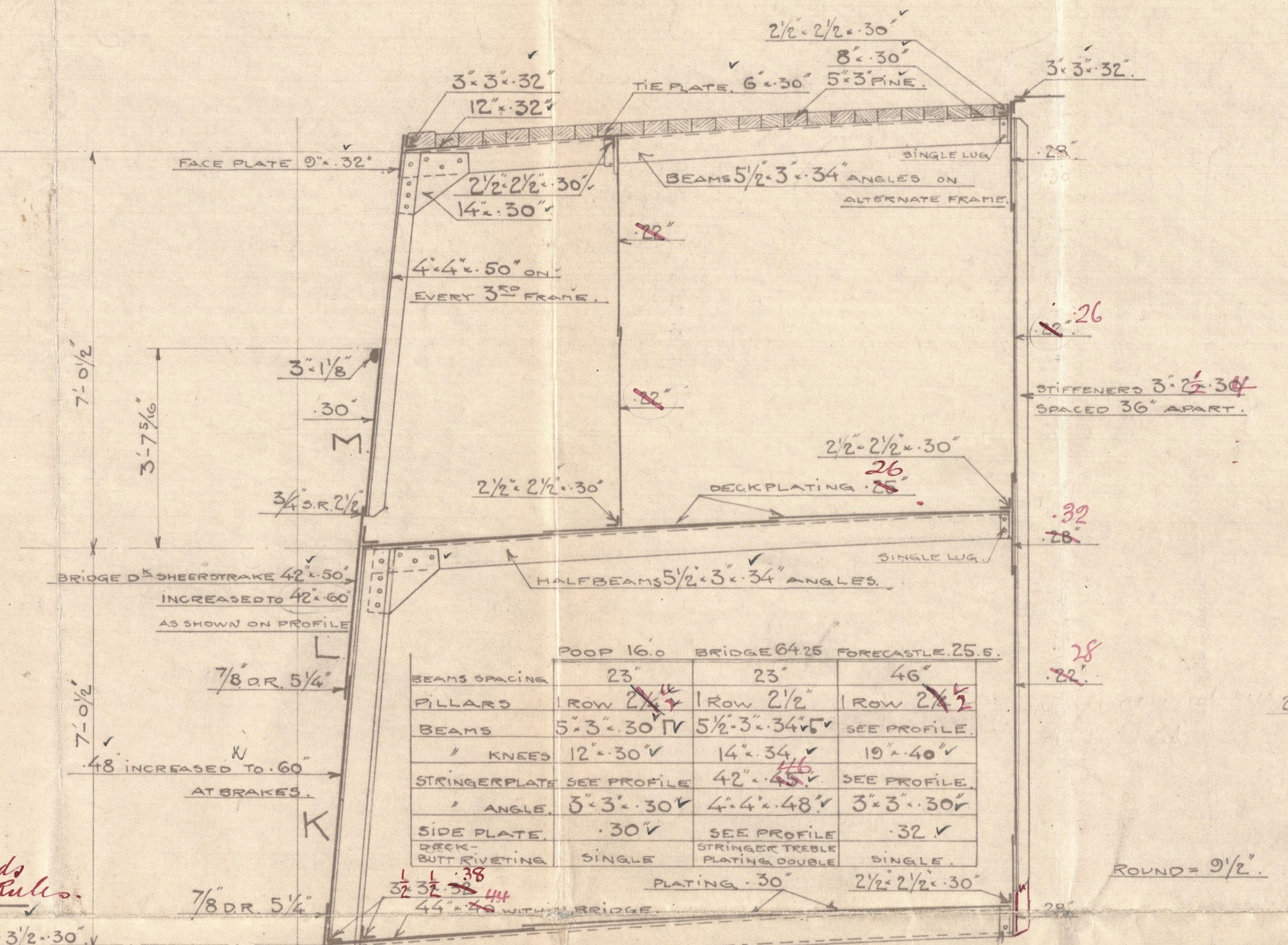


31.1.12  
17.2.12

MIDSHIP SECTION OF A FREIGHT TEAMER  
TO CLASS 100 A.1. LLOYD'S SINGLE DECK STEEL  
SCALE 1/2" = 1 FOOT.

DIMENSIONS	
LENGTH BETWEEN PERPS = L	235'-0"
BREADTH MOULDED = B	37'-6"
DEPTH MOULDED UPPER DECK = D	18'-0"
HEIGHT FROM MARGIN PLATE TO UPPER DECK AT POOP	15'-11 1/2"
TRANSVERSE NUMBER	B.D. = 56:08
LONGITUDINAL	L.(B.D.) = 13180
	= 12 x .65
	= 2 x .17

EQUIPMENT	
UNDER DECK	13180
POOP	35' 16" 0.75 = 42.0
BRIDGE	7.05' 6.33' 0.75 = 32.4
FORECASTLE	7.05' 25.5' 0.75 = 134.8
DECK HOUSES	7.05' 50.08' 0.5 = 176.5
NUMERICAL 13180	
BEYOND THE REQUIREMENTS: 2 HAWERS EACH 2 WARPS	
2 BOW ANCHORS STOCKLESS	28 CWTs EACH
75 FATHOMS	1 STEEL WIRE ROPE
90	TOWLINE 10' HEMP 3 1/4"
1 HAWSER	20 FATHOMS OF 6" HEMP
1 WARP	20 " 5" "
90 FATHOMS OF 2 1/8" STEEL WIRE ROPE	6" HEMP



	HOLDS.	PEAKS.
FRAMING SPACING	23'	23'
FRAMES	7'-3" 44"	5'-2" 3'-40" CUT AT W.T. PLATS.
FLOORS		24" x 34"
TRANSOM PLATE		40"
STEM: 7 1/4" 2 1/4" PROPELLER POST: 7 1/4" 5 1/4" RUDDER POST: 6 1/2" 5 1/4"		
RUDDER STOCK DIAM. PINTLES: DIAM.		
BRIDGE BULKHEAD: COATINGS: 3/6 PLATES: 3/2 STIFFENERS: 7'-3" 50" SPACED 30" APART		
POOP	36"	32"
TUNNEL PLATING: 30", IN WAY OF HATCHES COVERED WITH 2 PINE STIFFENERS 3'-3 1/2" 38"		

CELLULAR DOUBLE BOTTOM:	
PLATING	ANGLES
CENTER GIRDER	34" 42" 36" 42" 52"
SIDE GIRDER FLANGED	30" 30" 30" 40"
MARGIN PLATE	25" 30" 30" 30" 40"
FLOOR PLATES	32" 32" 32" 42"
FRAME BRACKETS FLANGED	32" 32" 32" 42"
MIDDLE LINE STRAKE	34" 40" 34" 40" 48"
SIDE STRAKES	32" 30" 36" 48"
RIVETING: BUTTS OF CENTER GIRDER FOR FULL LENGTH BUTTS OF MARGIN PLATE, MIDDLE LINE AND SIDE STRAKES IN C SPACE TREBLE LAPPED BUTTS OF MARGIN PLATE AND MIDDLE LINE STRAKE FOR FULL LENGTH AND SIDE STRAKES FOR 1/2 L, EXCEPT IN B SPACE, DOUBLE LAPPED, REMAINING BUTTS SINGLE LAPPED	
EDGES OF TOP PLATING SINGLE RIVETED, EXCEPT IN B SPACE WHERE DOUBLE RIVETED	

UPPER DECK FROM WITHIN BRIDGE TO ENDS	
LENGTH OF BRIDGE	32' 36.5"
PILLARS	SEE PROFILE
BEAM SPACING	23'
BEAMS	7'-3" 40"
WALING	6'-3" 30"
BEAM KNEES	21" 40"
HATCH BEAMS	SEE PROFILE
STRINGER PLATE	44" 32" FOR 1/2 L INCREASED TO 60" IN WAY OF BRACKETS 24" 36" AT ENDS
DECK	30" FOR FULL LENGTH INCREASED AS PER PROFILE AT ENDS OF HATCHES
RIVETING	BUTTS OF STRINGER PLATE QUADRUPE LAPPED IN WAY OF BRACKETS TREBLE LAPPED FOR 1/2 L DOUBLE LAPPED AT ENDS BUTTS OF DECK PLATING DOUBLE LAPPED FOR 1/2 L SINGLE LAPPED AT ENDS

RIVETING OF BUTTS OF OUTSIDE PLATING:	
KEEL PLATES QUADRUPE LAPPED FOR 1/2 L TREBLE LAPPED AT ENDS	
UPPER DECK SHEER STRAKE TREBLE RIVETED ON DOUBLE BUTTS	
IN WAY OF BRACKETS QUADRUPE LAPPED WHERE ABOVE 60" AND TREBLE LAPPED WHERE UNDER 60" FOR 1/2 L MIDSHIPS STRAKES A, B, C, D, E, F, G, H FOR 1/2 L MIDSHIPS STRAKES K AND L WITHIN BRIDGE ALSO BOW PLATES TREBLE LAPPED, REMAINING BUTTS DOUBLE LAPPED	
RIVETING OF LANDING EDGES:	
ALL EDGES DOUBLE RIVETED EXCEPT IN POOP FORECASTLE AND LOWER EDGES OF BULKWARK WHERE SINGLE RIVETED	



Midship Bldgs and Bldgs as per Rules.  
All Bulkheads plating to be fitted spaced 4' apart.  
Collision Bulkheads plating 3/32 to 3/16.  
ON COLLISION BLDG ALSO HORIZONTAL STIFFENERS OF 6" x 3/4" BULBS PL. ARE TO BE FITTED SPACED 4' APART.



S.S. N° 109  
MIDSKIPPSSSEKTION  
SKALA: 1:24  
FIT: 23/1/12  
KOP: 17/2/12  
KOCKUMS MEK. VERKSTAD AB  
MALMO  
109




Kockums Mek. Verkestds  
Aktiebolag, Malmö  
Building No. 109.  
Midship Section.




Wm HARDING  
Oswin

Ex  
S/s Thai  
Cpn. 3798.



~~S/s "Avesta"~~  
~~Cpn. Rpt. No. 3909~~

This vessel has been built without master's licence



© 2020

Lloyd's Register  
Foundation

002051-002061-0150