

S.S. No 123

PROFILE AND DECK PLANS.

DIMENSIONS:- LENGTH B.P. 510'-0", x BREADTH MLD. 69'-3", x DEPTH MLD. 36'-9".

SCALE 1/8" = 1'00"

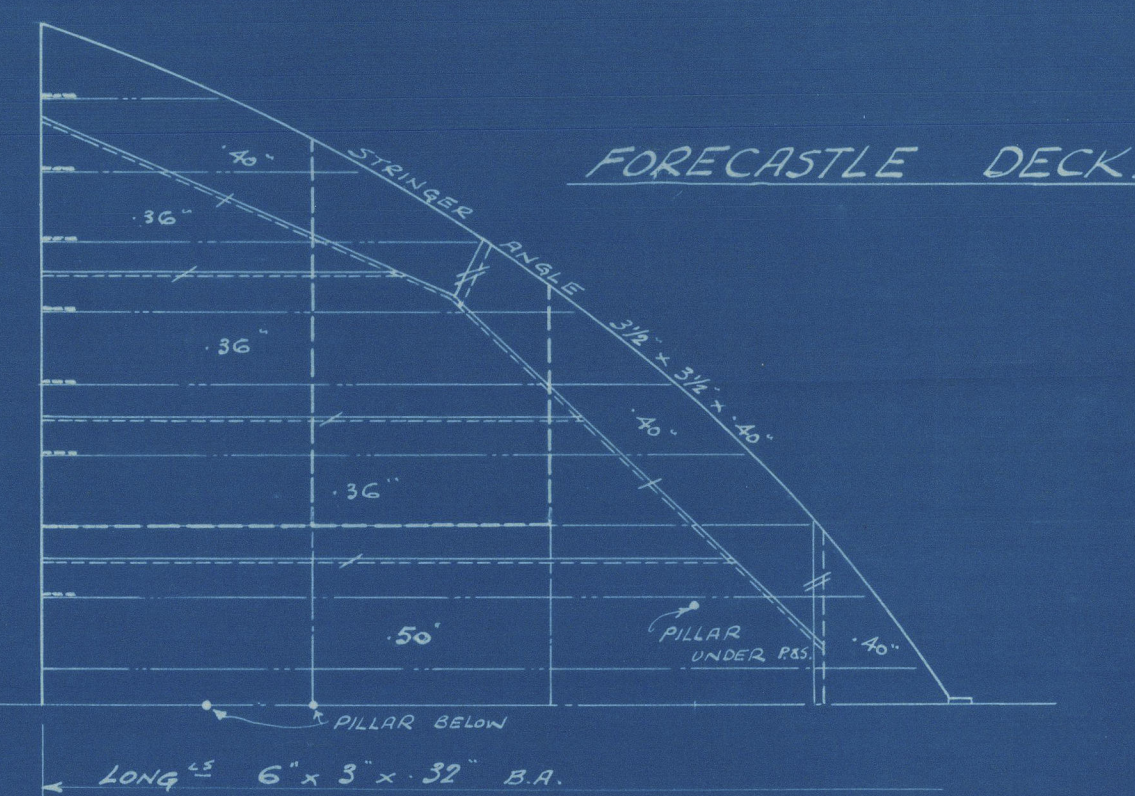


ISHERWOOD BRACKETLESS SYSTEM (PATENT)

LLOYDS NUMERALS.

$$L \times D = 510 \times 36.75 = 18,742.5$$


$$L \times (D+1) = 510 \times (36.75 + 36.75) = 54,060.0$$

$$\frac{L}{D} = \frac{510}{36.75} = 13.87$$



SHEER AFT 6' 7 1/2"


SHEER FOR 8' 1 1/4"



NOTE:- THE SHADDED PORTIONS DENOTE LONG OVERLAPS 3'-3" AT BULKHEADS.

2ND DECK.

MACHINERY SPACE.



Thos. Furness S.W.L.

Nº 123

S.S.MV. "GULFHAWK"

PROFILE - DECK PLANS

(AS-BUILT)

M. M. C/C

2,057

Draw. Rpt. No. 13398

RETAIN

002051-002061-0131

FOR *Basement* DEPT.



Lloyd's Register
Foundation

002051-002061-0131 1/2