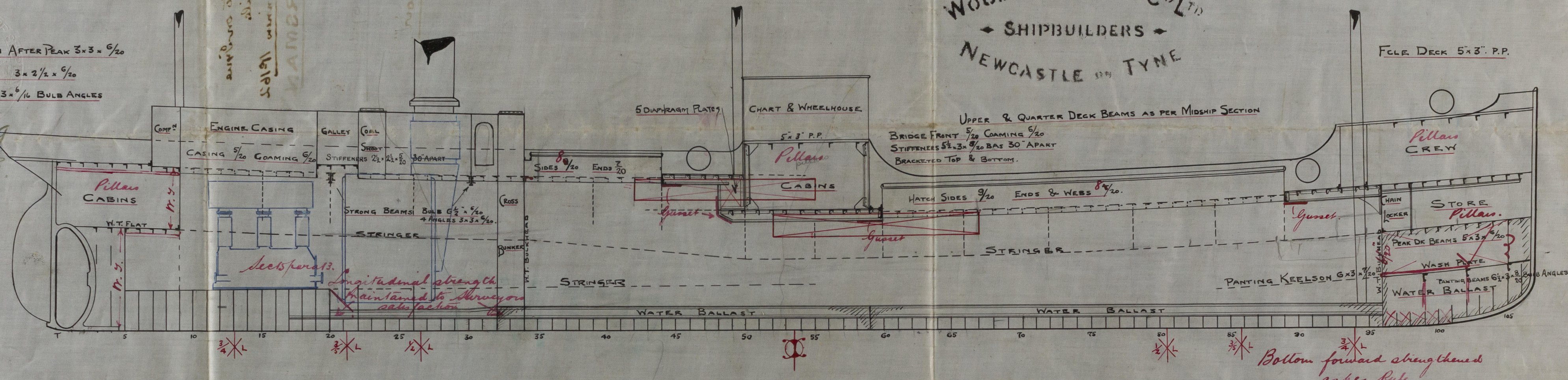


WOOD SKINNER & CO LTD
SHIPBUILDERS
NEWCASTLE ON TYNE

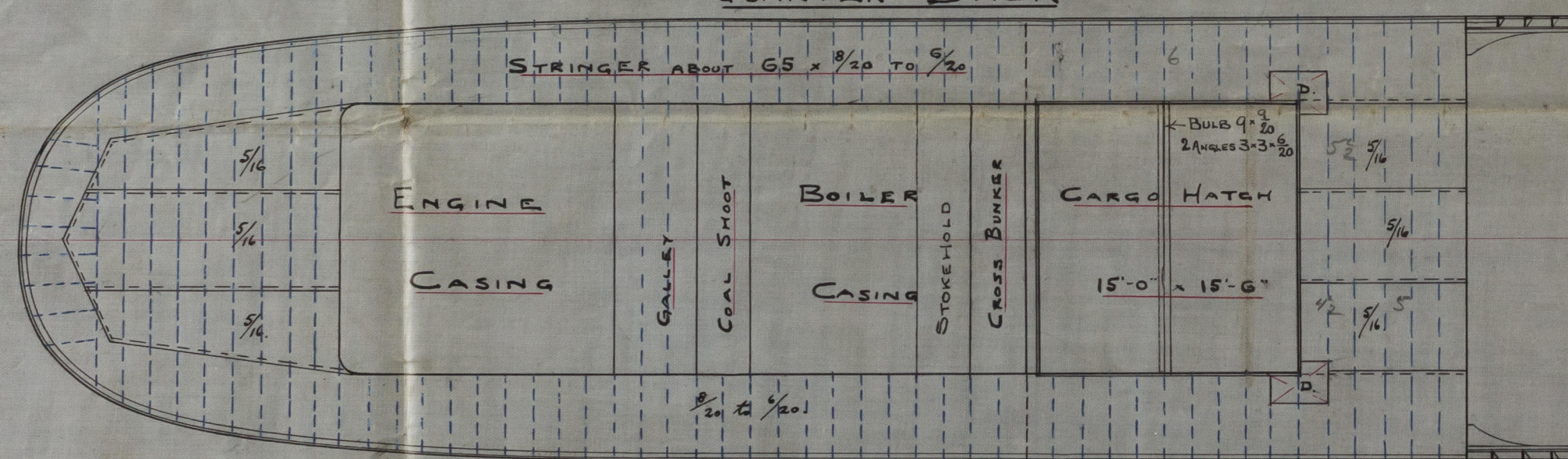
FCLE DECK 5x3" P.P.

FRAMES IN AFTER PEAK 3x3 = 9/20
REVERSES 3x2 1/2 x 9/20
OR 4 1/2 x 3 = 9/16 BULB ANGLES

20.4.09
31.8.09.

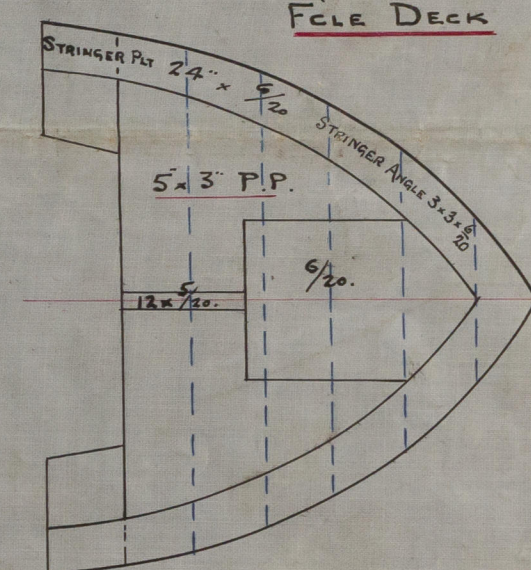


QUARTER DECK



STIFFENING OF BULKHEADS
No 1 COLLISION BULKHEAD 5x2 1/2 x 9/20 B.A.'s 24" APART
No 34 BULKHEAD 5x2 1/2 x 9/20 - 30" ...
No 5 3x3 x 9/20
BULKHEAD FRAMES SINGLE ANGLES 4 1/2 x 4 1/2 x 2
BULKHEADS CONNECTED TO DECK & TANK TOP WITH 3 1/2 x 3 1/2 x 7/20 SINGLE ANGLE

FCLE DECK

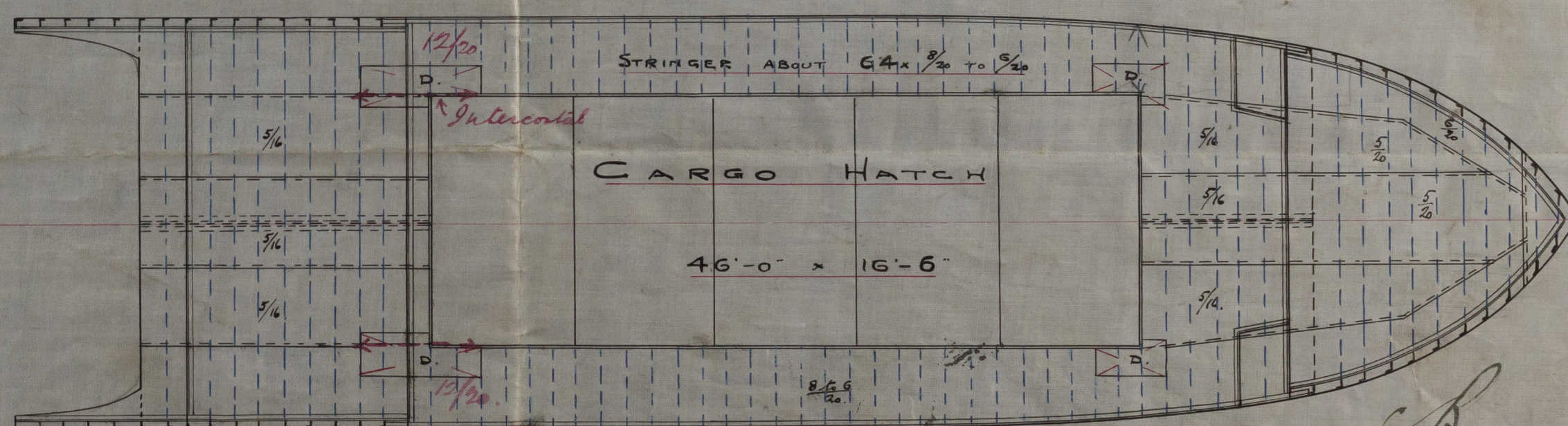


PROPOSED LONGITUDINAL ELEVATION AND DECK PLANS

PRINCIPAL DIMENSIONS 170'-0" B.P. x 27'-4 1/2" x 13'-0" MOULDED

SCALE 1/8" = 1 FOOT.

UPPER DECK



No 162 S HIP.

Newcastle on Tyne
Profile
Wood Skinner N°162
"STEERSMAN"

NEWCASTLE ON TYNE

REPORT No 57466

now "bunmoir"

002051-002061-0001



© 2020

Lloyd's Register
Foundation