

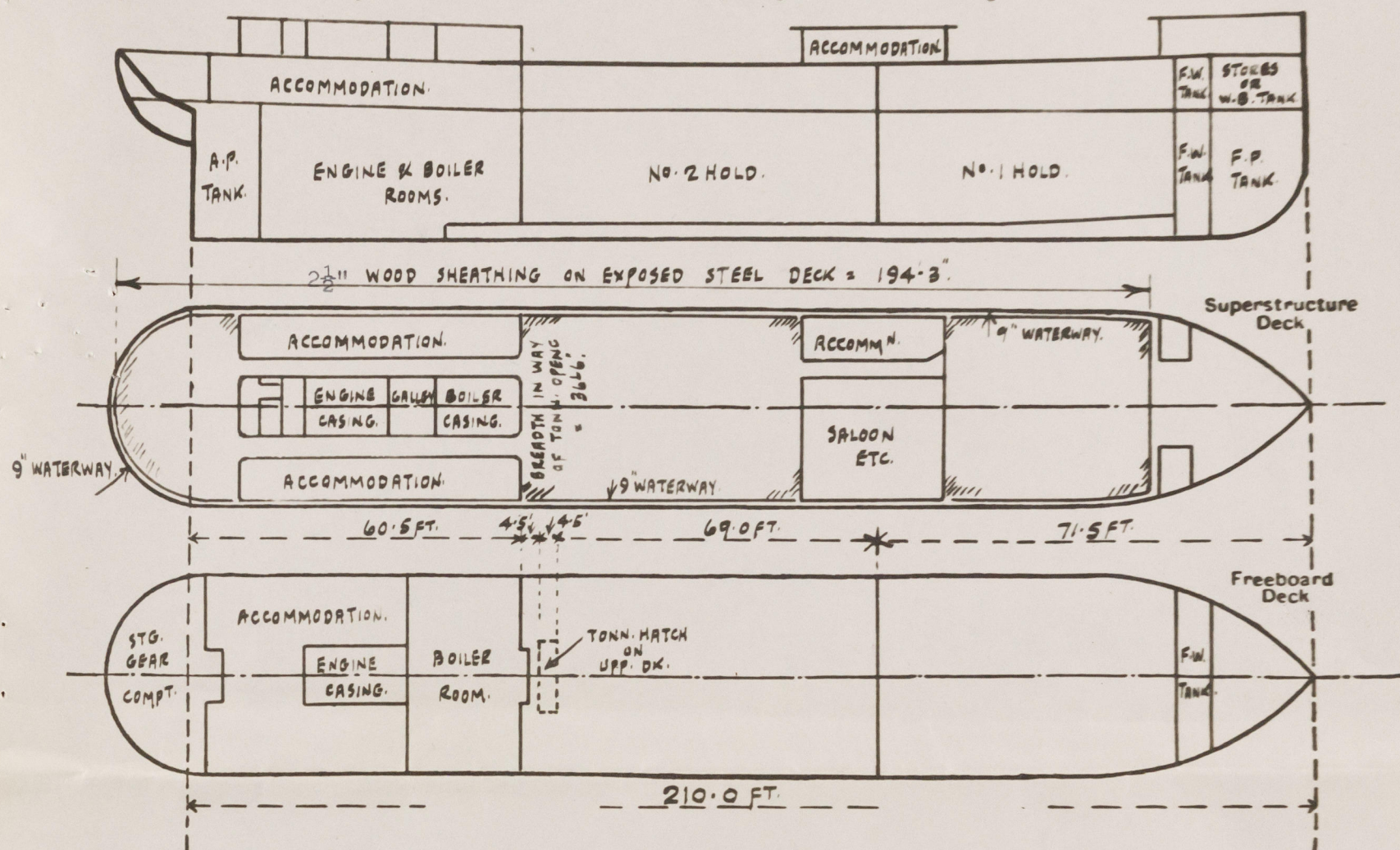
Lloyd's Register of Shipping.

SURVEYS FOR FREEBOARD.

(CONDITIONS OF ASSIGNMENT.)

Ship's Name "OTTAWA PARADE" Port of Survey Vancouver, B. C.
 Official Number _____ Surveyor's Signature *R. M. Scott*
 Nationality and Port of Registry British Date of Survey During Construction

Disposition and dimensions of superstructures, trunks, deckhouses and machinery casings to be inserted in the diagrams and tabular statement:—



Particulars of Superstructures, Trunks, Casings, Deckhouses.

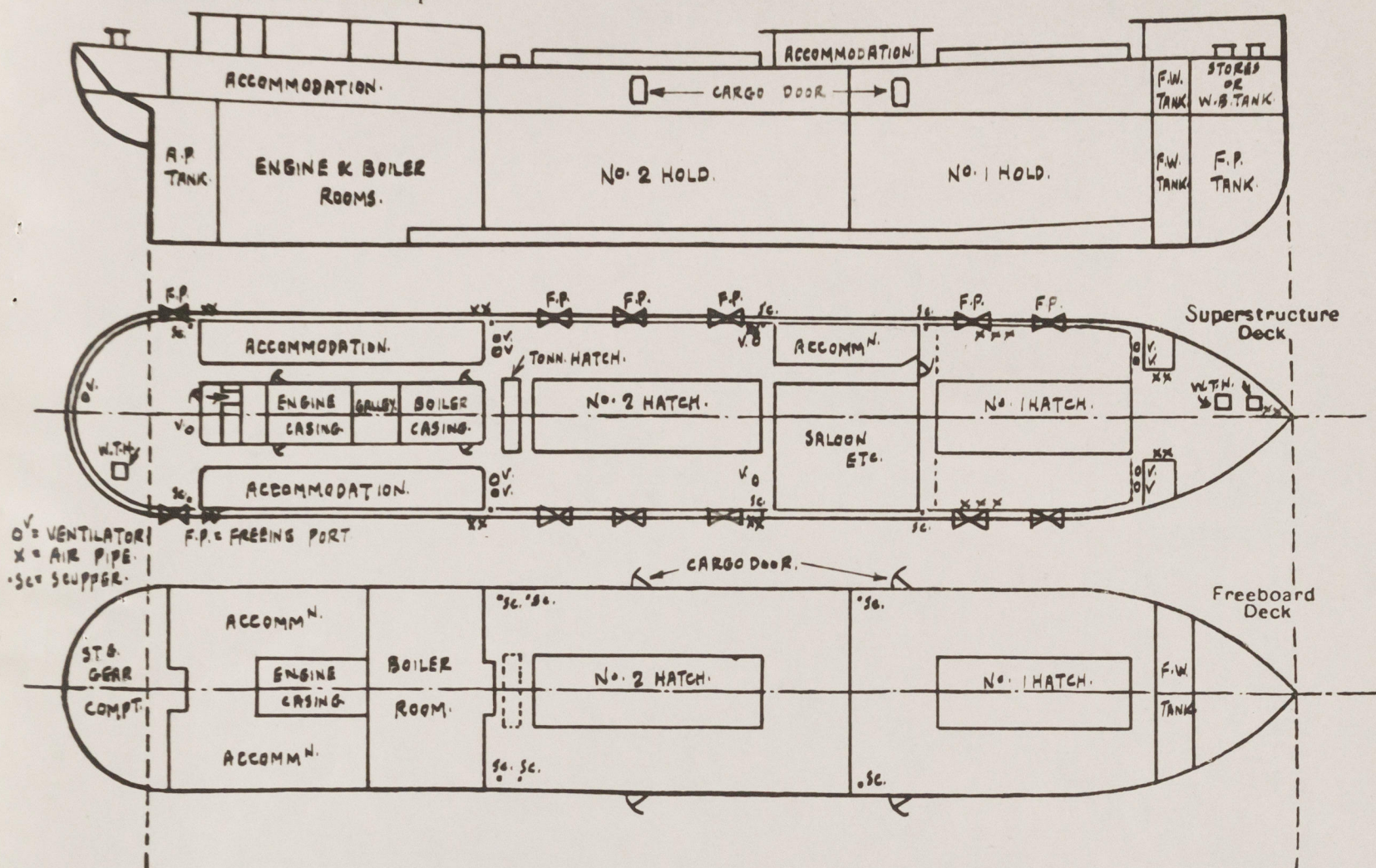
	Coaming	Plating	Stiffeners	Spacing	End Attachments of Stiffeners	Size of Openings	Height of Sills	Height of Casings
Poop Bulkhead Fr. 30 - 31	-	.25"	4"x3"x.25 (Toe welded)	Not exceeding 30"	Brackets Top & Btm.	None	-	7'-7" Side 8'-4" Centre
Raised Quarter Deck Bulkhead	-	-	-	-	-	-	-	-
Bridge, After Bulkhead	-	-	-	-	-	-	-	-
Bridge, Forward Bulkhead	-	-	-	-	-	-	-	-
Forecastle Bulkhead Fr. 69	-	.25"	4"x3"x.25	30" & 31 1/2"	Brackets Top & Btm.	2 @ 4'-1"x 3'-1"	18"	7'-7" Side 8'-4" Centre
Trunk, Aft	-	-	-	-	-	-	-	-
Trunk, Forward	-	-	-	-	-	-	-	-
Exposed Machinery Casings on Freeboard or Raised Quarter Decks	-	-	-	-	-	-	-	-
Exposed Machinery Casings on Superstructure Decks	.25"	.25"	3"x2 1/2"x.25 (Toe Welded)	24" & 27"	Top Bkts. on Alt. stiff.	4'11"x2'1"	20"	7'-6"
Machinery Casings within Superstructures not fitted with Class I Closing Appliances	-	-	-	-	-	-	-	-
Deckhouses on Flush Deck Ships	-	-	-	-	-	-	-	-

Particulars of Closing Appliances (state if capable of being manipulated from both sides).

Poop Bulkhead	No openings.
Raised Quarter Deck Bulkhead	-
Bridge, After Bulkhead	-
Bridge, Forward Bulkhead	-
Forecastle Bulkhead Fr. 69	Steel plates (stiffened) with hooked bolts, spaced 12" apart.
Exposed Machinery Casings on Freeboard or Raised Quarter Decks	-
Exposed Machinery Casings on Superstructure Decks	Hinged steel doors capable of being manipulated from both sides.
Machinery Casings within Superstructures not fitted with Class I Closing Appliances	-
Deckhouses on Flush Deck Ships	-

PARTICULARS OF PROTECTION TO OPENINGS, ETC.

The following diagrams should be used to indicate the positions of cargo and coaling hatchways, gangway, cargo and coaling ports, ventilators, companionways, etc., which would affect the seaworthiness of the ship:—



Particulars of fiddley, funnel and ventilator coamings, engine room skylight and other openings in machinery casing tops and their means of closing:—

Fiddley, funnel and ventilator coamings of steel efficiently constructed.
 Engine room skylight of steel with hinged steel covers, efficiently constructed.
 Fiddley hatch to boiler room, on casing top, of steel with hinged steel cover, efficiently constructed.

Particulars of Flush Bunker Scuttles:—

NONE FITTED

Particulars of Companionways:—

Entrance at after end of after Deckhouse on upper deck - opening 4'-11" x 2'-2", sill 18" above wood deck, with hinged wood door operated from both sides.

Particulars of Ventilators in exposed positions on freeboard and superstructure decks:—

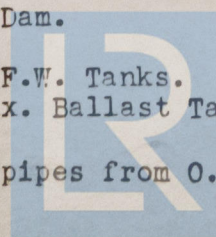
- Upper Deck:—
- 1 - 6" dia. coaming 33½" high x .31 to steering gear compartment.
 - 2 - 14" dia. coaming 36" high x .375 to 'tween deck.
 - 2 - 18" derrick post with mushroom vent on top, to hold.
 - 1 - 22" dia. coaming 36" high x .44 to hold.
 - 1 - 18" dia. coaming 36" high x .44 to 'tween deck.
 - 1 - 5" dia. Swan Neck to Store M'Ship - 30" above upper deck to opening.
 - 1 - 2" dia. Swan Neck to W.T. compartment aft - 18" above upper deck to opening.
 - 1 - 9" dia. coaming 30" x .31 to accommodation in 'tween deck aft.
- Forecastle Deck:—
- 2 - 13" dia. coaming 36" x .34 to hold.
 - 2 - 12" dia. coaming 36" x .34 to 'tween deck.
- Bridge Deck:—
- 2 - 8" dia. Mushroom Vents, height 24" above wood deck.

Coaming of cowl ventilators provided with wood plug and canvas covers - Swan Neck Vents provided with wood plug or canvas bag. Mushroom vents have screw down covers.

Particulars of Air Pipes in exposed positions on freeboard, raised quarter, or superstructure decks:—

- Upper Deck:—
- 1 - 2½" dia. - 18" to opening, to Aft Peak.
 - 2 - 2" dia. - 18" to opening, to Feed Tank.
 - 2 - 3" dia. - 21" to opening, Settling Tank.
 - 2 - 3" dia. - 21" to opening, to D.B. Tank.
 - 4 - 3" dia. - 21" to opening, to D.B. Tank.
 - 6 - 3" dia. - 21" to opening, to D.B. Tank and C'Dam.
 - 2 - 2½" dia. - 21" to opening, to D.B. Tank.
 - 4 - 2½" dia. - 18" to opening, to Upper and Lower F.W. Tanks.
 - 2 - 3" dia. - 18" to opening, to F.P. Tank and Aux. Ballast Tank.

Openings of air pipes provided with wood plug plus gauze to air pipes from O.F. Tanks.



© 2020

Lloyd's Register
Foundation

002013-002023-0018(214)

Particulars of Gangway Cargo and Coaling Ports:—

2 W.T. cargo doors fitted in shell plating, port and starboard, opening 5'-1" x 3'-6" - doors of steel, .40" thick stiffened at edges with 3½" x 3½" x 7/16" angle and 3" x 3/8" flat bar stiffeners also, 6" x 3½" x ½" angle all round opening in shell plating. Doors provided with efficient arrangements for closing. ✓

Particulars of Scuppers and Sanitary Discharge Pipes:—

2nd Deck 1 P. & S. - 5" dia. screw down non-return valve with control rod to upper deck in an accessible position. ✓

1 P. & S. - 2" dia. pipe scupper led to bilges, with control rod to ^{bridge} upper deck in an accessible position, operating screw down "gate" type valve. ✓

Upper Dk. 4 P. & S. - 2" dia. pipe scupper led through ship's side below upper deck with open end. ✓

2nd Deck 1 P. & S. - 2" dia. pipe scupper led to boiler room bilges with shut off cock in an accessible position. ✓

Sanitary discharge pipes led through ship's sides above Freeboard Deck and fitted with storm valves. ✓

Particulars of Side Scuttles:—

12" dia. side scuttles fitted in shell plating in 'tween deck aft, with hinged steel deadlights. ✓

Vertical distance of Sill of lowest Side Scuttle above top of keel 20'-7"

Particulars of Guard Rails:—

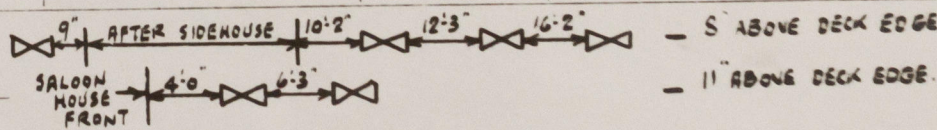
Forecastle Deck - Stanchions 2¾" x 5/8" - 3'-6" high with 3 rows of rails, stanchions spaced about 5'-0" apart. ✓

Upper Deck - 3'-6" Steel bulwark with plate stays spaced about 6 ft. apart. ✓

Particulars of Gangways, Lifelines, etc:—

NONE

Particulars of Freeing Arrangements.						
	Length of Bulwark	Height of Bulwark	Size of Freeing Ports	Number each side	Area each side	Rule area each side
After Well	63'-0"	3'-6"	5'-9" x 9"	4	17.25 sq	6.3 sq
Forward Well	34'-0"	3'-6"	5'-9" x 9"	2	8.625 sq	5.0 sq
State position of each freeing port (F. and A. position and height above deck edge)						
State whether the freeing ports are fitted with shutters, bars, or rails, and give particulars of such:— None						
Additional area where sheer is less than standard.						



© 2020

Lloyd's Register Foundation

002013-002023-0018(3/4)

PARTICULARS OF PROTECTION TO OPENINGS, ETC.

HATCHWAYS ON FREEBOARD AND SUPERSTRUCTURE DECKS.									
		Fbd. Dk.		S.S. Dk.					
Description of Hatchway		No. 1	No. 2	No. 1	No. 2	Tonnage Hatch	W.T. Hatch (F. Store)	Hatch to Chain Lk.	Hatch to Stg. gar
Dimensions of Hatchway		28'x14'	52'x14'	28'x14'	52'x14'	4'6"x14"	2'x2'	2'x2'	2'6"x26"
COAMINGS	Height above Deck	9" B.A.	9" B.A.	30"	30"	14"	18"	18"	18"
	Thickness (Sides)	9"x3 1/2"	19.4 lbs	44"	44"	.44"	.31"	.31"	.31"
	Thickness (Ends)	9"x3 1/2"	19.4 lbs	44"	44"	.44"	-	-	-
	Stiffeners	None	-	2@2" dia.	5@2" dia.	-	-	-	-
Fabricated HATCH BEAMS	Brackets, Stays	None	-	2@2" dia.	5@2" dia.	-	-	-	-
	Number	5	10	5	10				
	Spacing	4'-8"	4'-9 1/4"	4'-8 3/4"	4'-9 1/4"				
	Scantling and Sketch	13 1/2"x3 3/8"	13 1/2"x3 3/8"	13 1/2"x3 3/8"	12 1/2"x3 3/8"	None	None	None	None
FORE AND AFTERS	Web Top & Btm	7"x8"	7"x8"	7"x8"	7"x8"				
	Bearing Surface	4"	4"	4"	4"				
HATCH COVERS	Number								
	Spacing								
	Unsupported Lengths								
	Scantling and Sketch	None	None	None	None	None	None	None	None
HATCH COVERS	Material	B.C. Fir	B.C. Fir	B.C. Fir	B.C. Fir	B.C. Fir	Hinged Steel	Hinged Steel	Hinged Steel
	Thickness	2 1/2"	2 1/2"	2 1/2"	2 1/2"	2 1/2"	W.T.	W.T.	W.T.
	How fitted	F & A	F & A	F & A	F & A	F & A	Cover with	Cover with	Cover with
	Bearing Surface	3"	3"	3"	3"	2 1/2"			
Spacing of Cleats		24"	24"	24"	24"	None	hinged toggles	hinged toggles	hinged toggles
Number of Tarpaulins		1	1	2	2	2			
<p>*Are wood fore and afters steel shod at all bearing surfaces? No Fore and Afters fitted.</p> <p>Are battens and wedges efficient and in good condition? Yes</p> <p>Are tarpaulins in good condition and in accordance with rule requirements? Yes</p> <p>Are lashings provided in accordance with rule requirements? Yes</p>									

Particulars of any special features:—

Endorsement at first survey and at surveys for renewal of Certificate:—

The fittings and appliances are in accordance with the particulars shown on this form (or as now modified) and are in good condition.



© 2020

Lloyd's Register Foundation

002013-002023-0018(4/4)