


# SHIP NO 131.

## PROFILE & DECKS.

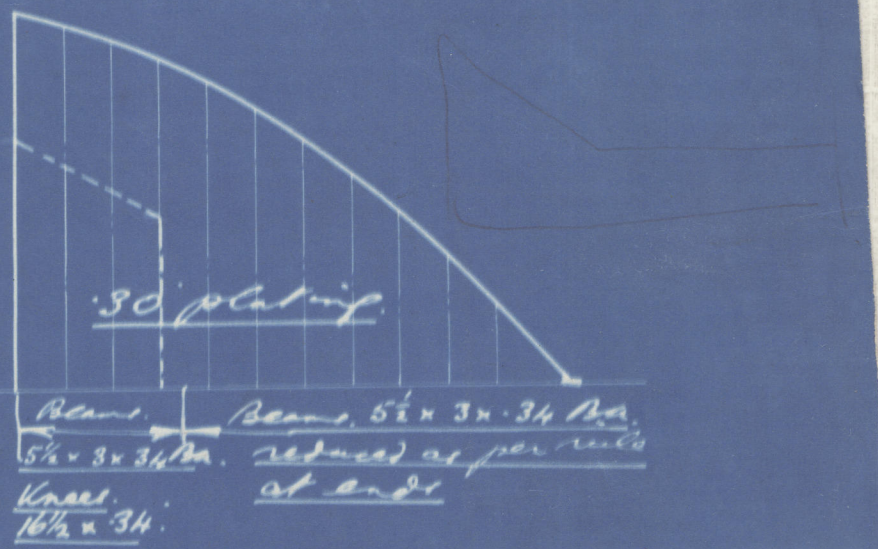
SCALE 1/8" = ONE FOOT.



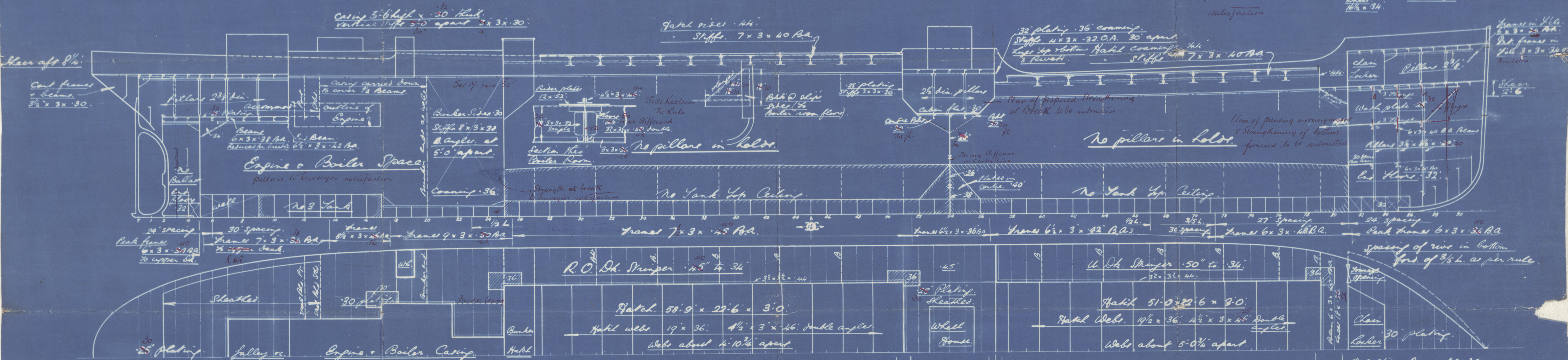
Bulkhead Scantlings

Plat. No	Covering	Plating	Stiff.	Spacing	Beam	Trans	Hand	Riv.
5.	36" x 34"	26" x 24"	7 x 3 x 36	30"	17 1/2" x 40"	3 x 3 x 36	3 x 3 x 36	4" x 3/4"
25.	42" x 44"	26" x 32"	9 x 3 x 44	30"	22 1/2" x 34"	3 x 3 x 36	3 x 3 x 42	6" x 3/4"
54.	case pl.	26" x 32"	7 x 3 x 36	36"	20" x 40"	3 x 3 x 36	3 x 3 x 36	4" x 3/4"
87.	48" x 44"	30" x 30"	7 x 3 x 34	24"	17 1/2" x 40"	3 x 3 x 40	3 x 3 x 46	4" x 3/4"

Side Deck.



Windlass, winches & Steering gear supported to Surveyors satisfaction



Plan No. 803.

1731



Plan of Cabin Flat.  
6 x 3 x 39 B.A.  
Knees 18 x 36"  
25 plating



Burghland G.H. Co.

No. 131.

Profile of decks.

S. Woodcoti n.n. Come

Lth. 16537

RETAIN



© 2019

Lloyd's Register  
Foundation

002000-002012-0244