

6/11/18.

No 882.

MAIN AND FORECASTLE DECK PLATING

SCALE - 1/2" = 1 FOOT.

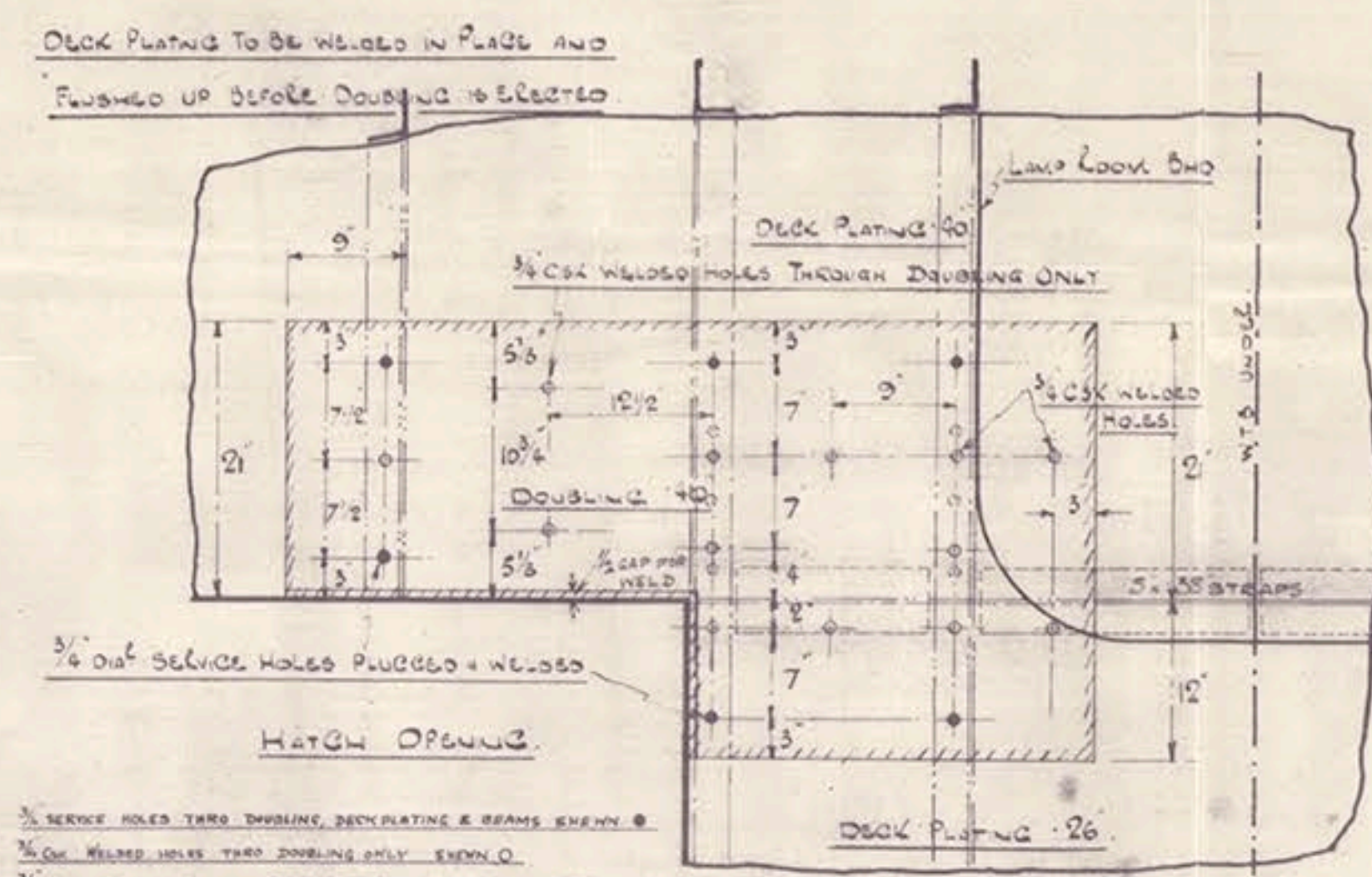
WELDING NOTES

BEAM KNEES. SEE FRAMING PLAN 5/8" AND WELDING DETAILS 5/8".
STRINGER END. WELDED CONTINUOUSLY BY LIGHT WELD H&L AND IS TO SHELL PLATING.
SHELL SECTION OF STRINGER PLATE. LINE STRINGER END FORWARDED TO BE WELDED PLATING AFTER ERECTION.
LIGHT WELD ON TOP AND HEAVY CONTINUOUS WELD AT HEEL [SEE DETAIL ON THIS PLAN].
BRIDGE HOLES - SHELL PLUGGED AND WELDED OVER.
HATCH COUPLING. CONTINUOUS HEAVY WELD ON TOP.
DOUBLES. CONTINUOUS WELD AT EDGE & WELDED HOLES AS SHOWN IN DETAIL.
DECK PLATING BEAMS & KNEES ETC. TO BE WELDED TOGETHER AS FAR AS POSSIBLE ON GROUND.
DECK PLATING. WHERE LANTING OVERLAP. TO BE WELDED ON GROUND. CONTINUOUS
WELD ON EACH EDGE. LANTING AND BUTTS WHERE
STEAMER STRAP TO BE LIGHTLY WELDED TO PLATING AND SHAP
ON TOP. COMPLETELY FILLED IN WITH WELDING (SEE DETAIL).
SHELL BUTT.

BEAMS TO BE PLATING. WHERE WELDED ON GROUND. INTERMITTENT WELDING AT HEEL & TO
STANDARD 3 WELD 3/4" UP TO 1/2".
SHIP. STUD WELDING (SEE DETAIL ON THIS PLAN).
DIAPHRAGM PLATES, KNEES ETC. IN WAY OF BREAK. DOUBLE HEAVY CONTINUOUS WELD.
OTHER BRACKETS - CONTINUOUSLY WELDED ALL ROUND.

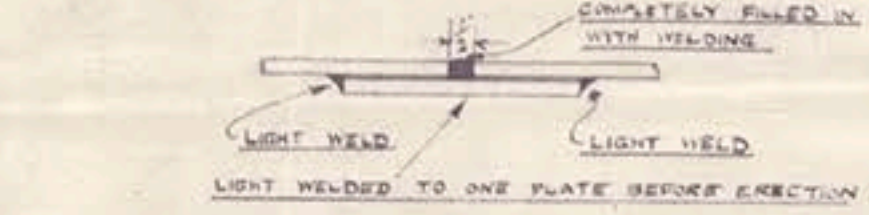
DETAIL OF HATCH END DECK DOUBLES

SCALE 1" = 1 FOOT



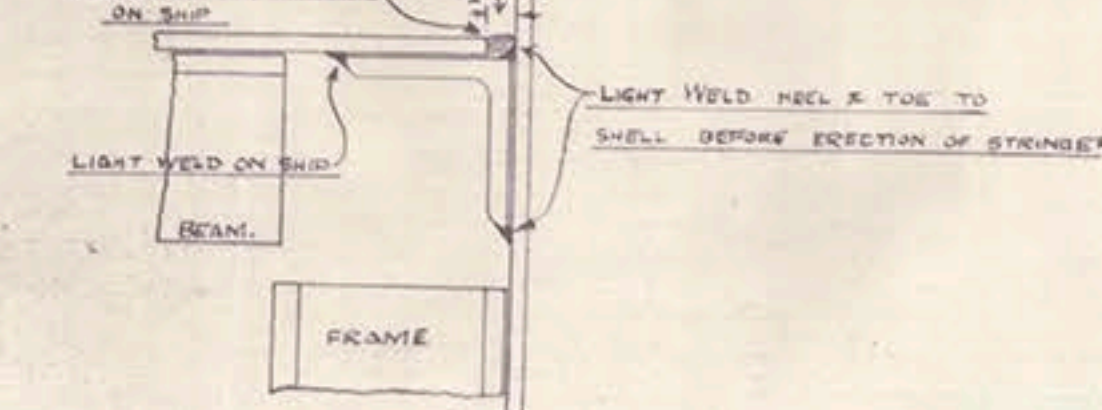
DETAIL OF STRAPS

SCALE 3/4" = 1 FOOT



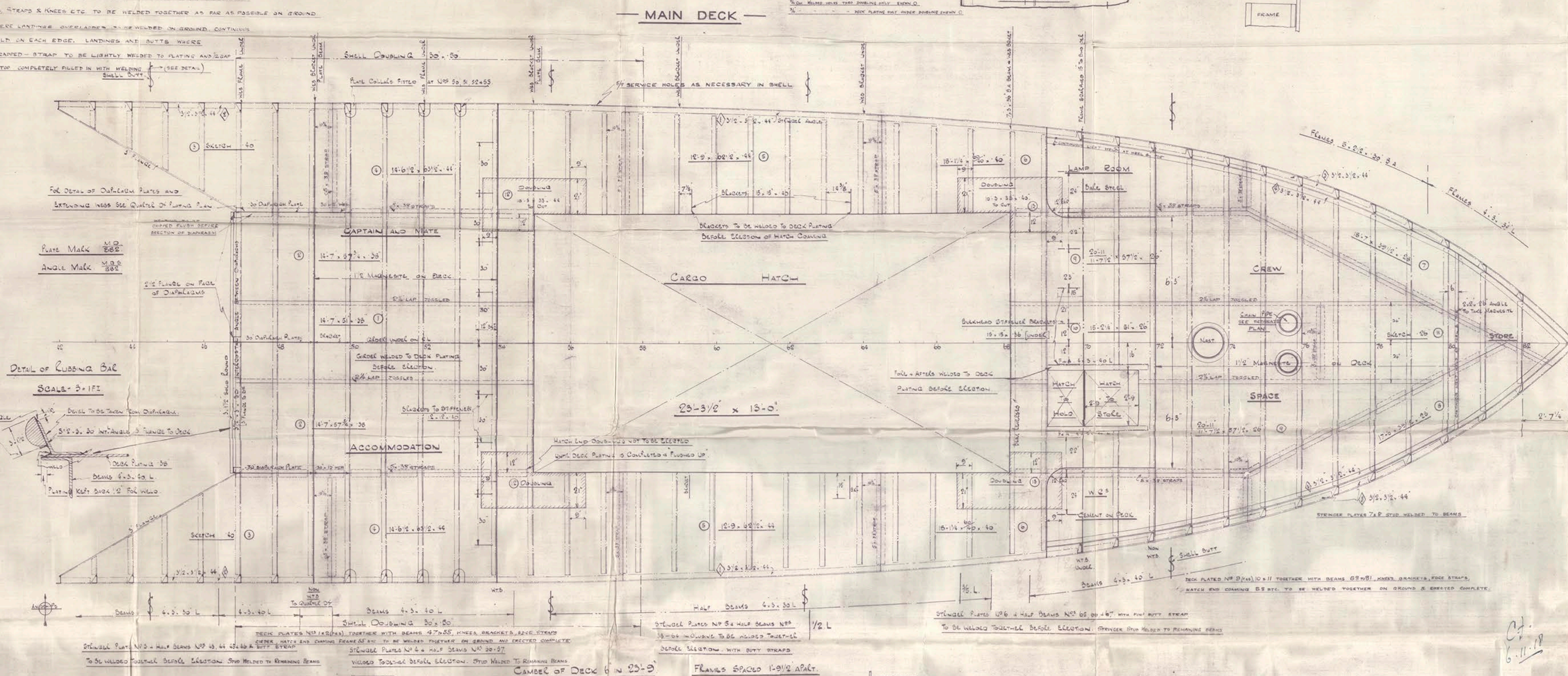
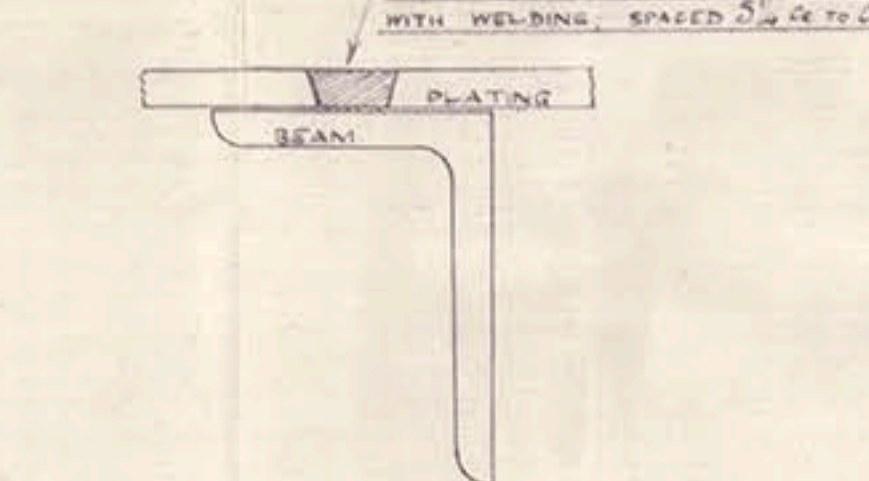
DETAIL OF STRINGER WELDING

SCALE 3/4" = 1 FOOT



DETAIL OF STUD WELDING (WELDED)

SCALE 3/4" = 1 FOOT



© 2018

Lloyd's Register
Foundation

No 882 - C. Laird

Main & Forecastle
Deck Plating Plan.

Register
on



© 2018

Lloyd's Register
Foundation

12-15-2013-P-24